



Duram Multiseal Duram Pty Ltd

Chemwatch: 5280-59

Version No: 3.1.8.7

Safety Data Sheet according to WHS Regulations (Hazardous Chemicals) Amendment 2020 and ADG requirements

Chemwatch Hazard Alert Code: 3

Issue Date: 01/11/2019

Print Date: 22/06/2021

L.GHS.AUS.EN

SECTION 1 Identification of the substance / mixture and of the company / undertaking

Product Identifier

Product name	Duram Multiseal
Chemical Name	Not Applicable
Synonyms	Liquid polyurethane primer.
Proper shipping name	PAINT (including paint, lacquer, enamel, stain, shellac, varnish, polish, liquid filler and liquid lacquer base) or PAINT RELATED MATERIAL (including paint thinning or reducing compound)
Chemical formula	Not Applicable
Other means of identification	Not Available

Relevant identified uses of the substance or mixture and uses advised against

Relevant identified uses	Use according to manufacturer's directions.
--------------------------	---

Details of the supplier of the safety data sheet

Registered company name	Duram Pty Ltd
Address	51 Prince William Drive Seven Hills NSW 2147 Australia
Telephone	+61 2 9624 4007
Fax	+61 2 9624 4079
Website	www.duram.com.au
Email	mail@duram.com.au

Emergency telephone number

Association / Organisation	CHEMTREC Australia (Sydney)
Emergency telephone numbers	+612 9037 2994 24 hours / 7 days
Other emergency telephone numbers	Not Available

SECTION 2 Hazards identification

Classification of the substance or mixture

HAZARDOUS CHEMICAL. DANGEROUS GOODS. According to the WHS Regulations and the ADG Code.

ChemWatch Hazard Ratings

	Min	Max	
Flammability	2	2	
Toxicity	1	1	
Body Contact	2	2	
Reactivity	1	1	
Chronic	3	3	

0 = Minimum
1 = Low
2 = Moderate
3 = High
4 = Extreme

Poisons Schedule	S5
Classification [1]	Acute Toxicity (Inhalation) Category 3, Skin Corrosion/Irritation Category 2, Eye Irritation Category 2A, Reproductive Toxicity Category 1B, Specific target organ toxicity - single exposure Category 3 (narcotic effects), Aspiration Hazard Category 1, Acute Aquatic Hazard Category 3, Chronic Aquatic Hazard Category 2, Flammable Liquid Category 3
Legend:	1. Classified by Chemwatch; 2. Classification drawn from HCIS; 3. Classification drawn from Regulation (EU) No 1272/2008 - Annex VI

Label elements

Duram Multiseal

Hazard pictogram(s)	
---------------------	---

Signal word	Danger
-------------	---------------

Hazard statement(s)

H331	Toxic if inhaled.
H315	Causes skin irritation.
H319	Causes serious eye irritation.
H360FD	May damage fertility. May damage the unborn child.
H336	May cause drowsiness or dizziness.
H304	May be fatal if swallowed and enters airways.
H402	Harmful to aquatic life.
H411	Toxic to aquatic life with long lasting effects.
H226	Flammable liquid and vapour.

Precautionary statement(s) Prevention

P201	Obtain special instructions before use.
P210	Keep away from heat, hot surfaces, sparks, open flames and other ignition sources. No smoking.
P271	Use only outdoors or in a well-ventilated area.
P280	Wear protective gloves, protective clothing, eye protection and face protection.
P240	Ground and bond container and receiving equipment.
P241	Use explosion-proof electrical/ventilating/lighting/intrinsically safe equipment.
P242	Use non-sparking tools.
P243	Take action to prevent static discharges.
P261	Avoid breathing mist/vapours/spray.
P273	Avoid release to the environment.
P264	Wash all exposed external body areas thoroughly after handling.

Precautionary statement(s) Response

P301+P310	IF SWALLOWED: Immediately call a POISON CENTER/doctor/physician/first aider.
P308+P313	IF exposed or concerned: Get medical advice/ attention.
P331	Do NOT induce vomiting.
P370+P378	In case of fire: Use alcohol resistant foam or normal protein foam to extinguish.
P305+P351+P338	IF IN EYES: Rinse cautiously with water for several minutes. Remove contact lenses, if present and easy to do. Continue rinsing.
P304+P340	IF INHALED: Remove person to fresh air and keep comfortable for breathing.
P311	Call a POISON CENTER/doctor/physician/first aider.
P337+P313	If eye irritation persists: Get medical advice/attention.
P391	Collect spillage.
P302+P352	IF ON SKIN: Wash with plenty of water and soap.
P303+P361+P353	IF ON SKIN (or hair): Take off immediately all contaminated clothing. Rinse skin with water [or shower].
P332+P313	If skin irritation occurs: Get medical advice/attention.
P362+P364	Take off contaminated clothing and wash it before reuse.

Precautionary statement(s) Storage

P403+P235	Store in a well-ventilated place. Keep cool.
P405	Store locked up.

Precautionary statement(s) Disposal

P501	Dispose of contents/container to authorised hazardous or special waste collection point in accordance with any local regulation.
------	--

SECTION 3 Composition / information on ingredients

Substances

See section below for composition of Mixtures

Mixtures

CAS No	%[weight]	Name
Not Available	30-60	urethane polymer
64742-95-6.	10-30	naphtha petroleum, light aromatic solvent

CAS No	%[weight]	Name
95-63-6	10-30	<u>1,2,4-trimethyl benzene</u>
108-67-8	<10	<u>1,3,5-trimethyl benzene</u>
98-82-8	<10	<u>cumene</u>
26471-62-5	<1	<u>toluene diisocyanate</u>
117-81-7	<1	<u>di-sec-octyl phthalate</u>
9016-87-9	<1	<u>polymeric diphenylmethane diisocyanate</u>
4083-64-1	<1	<u>p-toluenesulfonyl isocyanate</u>
Not Available	<10	Ingredients determined not to be hazardous
Legend: 1. Classified by Chemwatch; 2. Classification drawn from HCIS; 3. Classification drawn from Regulation (EU) No 1272/2008 - Annex VI; 4. Classification drawn from C&L; * EU IOELVs available		

SECTION 4 First aid measures

Description of first aid measures

Eye Contact	<p>If this product comes in contact with the eyes:</p> <ul style="list-style-type: none"> ▶ Wash out immediately with fresh running water. ▶ Ensure complete irrigation of the eye by keeping eyelids apart and away from eye and moving the eyelids by occasionally lifting the upper and lower lids. ▶ Seek medical attention without delay; if pain persists or recurs seek medical attention. ▶ Removal of contact lenses after an eye injury should only be undertaken by skilled personnel.
Skin Contact	<p>If skin contact occurs:</p> <ul style="list-style-type: none"> ▶ Immediately remove all contaminated clothing, including footwear. ▶ Flush skin and hair with running water (and soap if available). ▶ Seek medical attention in event of irritation.
Inhalation	<ul style="list-style-type: none"> ▶ If fumes or combustion products are inhaled remove from contaminated area. ▶ Lay patient down. Keep warm and rested. ▶ Prostheses such as false teeth, which may block airway, should be removed, where possible, prior to initiating first aid procedures. ▶ Apply artificial respiration if not breathing, preferably with a demand valve resuscitator, bag-valve mask device, or pocket mask as trained. Perform CPR if necessary. ▶ Transport to hospital, or doctor. <p>Following uptake by inhalation, move person to an area free from risk of further exposure. Oxygen or artificial respiration should be administered as needed. Asthmatic-type symptoms may develop and may be immediate or delayed up to several hours. Treatment is essentially symptomatic. A physician should be consulted.</p>
Ingestion	<ul style="list-style-type: none"> ▶ If swallowed do NOT induce vomiting. ▶ If vomiting occurs, lean patient forward or place on left side (head-down position, if possible) to maintain open airway and prevent aspiration. ▶ Observe the patient carefully. ▶ Never give liquid to a person showing signs of being sleepy or with reduced awareness; i.e. becoming unconscious. ▶ Give water to rinse out mouth, then provide liquid slowly and as much as casualty can comfortably drink. ▶ Seek medical advice. ▶ If spontaneous vomiting appears imminent or occurs, hold patient's head down, lower than their hips to help avoid possible aspiration of vomitus.

Indication of any immediate medical attention and special treatment needed

For acute or short term repeated exposures to petroleum distillates or related hydrocarbons:

- ▶ Primary threat to life, from pure petroleum distillate ingestion and/or inhalation, is respiratory failure.
- ▶ Patients should be quickly evaluated for signs of respiratory distress (e.g. cyanosis, tachypnoea, intercostal retraction, obtundation) and given oxygen. Patients with inadequate tidal volumes or poor arterial blood gases (pO₂ 50 mm Hg) should be intubated.
- ▶ Arrhythmias complicate some hydrocarbon ingestion and/or inhalation and electrocardiographic evidence of myocardial injury has been reported; intravenous lines and cardiac monitors should be established in obviously symptomatic patients. The lungs excrete inhaled solvents, so that hyperventilation improves clearance.
- ▶ A chest x-ray should be taken immediately after stabilisation of breathing and circulation to document aspiration and detect the presence of pneumothorax.
- ▶ Epinephrine (adrenalin) is not recommended for treatment of bronchospasm because of potential myocardial sensitisation to catecholamines. Inhaled cardioselective bronchodilators (e.g. Alupent, Salbutamol) are the preferred agents, with aminophylline a second choice.
- ▶ Lavage is indicated in patients who require decontamination; ensure use of cuffed endotracheal tube in adult patients. [Ellenhorn and Barceloux: Medical Toxicology]

Any material aspirated during vomiting may produce lung injury. Therefore emesis should not be induced mechanically or pharmacologically. Mechanical means should be used if it is considered necessary to evacuate the stomach contents; these include gastric lavage after endotracheal intubation. If spontaneous vomiting has occurred after ingestion, the patient should be monitored for difficult breathing, as adverse effects of aspiration into the lungs may be delayed up to 48 hours.

SECTION 5 Firefighting measures

Extinguishing media

- ▶ Foam.
- ▶ Dry chemical powder.
- ▶ BCF (where regulations permit).
- ▶ Carbon dioxide.
- ▶ Water spray or fog - Large fires only.

Special hazards arising from the substrate or mixture

Fire Incompatibility	▶ Avoid contamination with oxidising agents i.e. nitrates, oxidising acids, chlorine bleaches, pool chlorine etc. as ignition may result
-----------------------------	--

Advice for firefighters

Fire Fighting	<ul style="list-style-type: none"> ▶ Alert Fire Brigade and tell them location and nature of hazard. ▶ May be violently or explosively reactive. ▶ Wear breathing apparatus plus protective gloves. ▶ Prevent, by any means available, spillage from entering drains or water course. ▶ If safe, switch off electrical equipment until vapour fire hazard removed.
----------------------	---

	<ul style="list-style-type: none"> ▶ Use water delivered as a fine spray to control fire and cool adjacent area. ▶ Avoid spraying water onto liquid pools. ▶ DO NOT approach containers suspected to be hot. ▶ Cool fire exposed containers with water spray from a protected location. ▶ If safe to do so, remove containers from path of fire.
Fire/Explosion Hazard	<ul style="list-style-type: none"> ▶ Liquid and vapour are flammable. ▶ Moderate fire hazard when exposed to heat or flame. ▶ Vapour forms an explosive mixture with air. ▶ Moderate explosion hazard when exposed to heat or flame. ▶ Vapour may travel a considerable distance to source of ignition. ▶ Heating may cause expansion or decomposition leading to violent rupture of containers. ▶ On combustion, may emit toxic fumes of carbon monoxide (CO). <p>Combustion products include: carbon dioxide (CO₂) isocyanates and minor amounts of hydrogen cyanide nitrogen oxides (NO_x) metal oxides other pyrolysis products typical of burning organic material. May emit clouds of acrid smoke</p>
HAZCHEM	*3Y

SECTION 6 Accidental release measures

Personal precautions, protective equipment and emergency procedures

See section 8

Environmental precautions

See section 12

Methods and material for containment and cleaning up

Minor Spills	<ul style="list-style-type: none"> ▶ Remove all ignition sources. ▶ Clean up all spills immediately. ▶ Avoid breathing vapours and contact with skin and eyes. ▶ Control personal contact with the substance, by using protective equipment. ▶ Contain and absorb small quantities with vermiculite or other absorbent material. ▶ Wipe up. ▶ Collect residues in a flammable waste container.
Major Spills	<ul style="list-style-type: none"> ▶ Avoid contamination with water, alkalies and detergent solutions. ▶ Material reacts with water and generates gas, pressurises containers with even drum rupture resulting. ▶ DO NOT reseal container if contamination is suspected. ▶ Open all containers with care. ▶ Clear area of personnel and move upwind. ▶ Alert Fire Brigade and tell them location and nature of hazard. ▶ May be violently or explosively reactive. ▶ Wear breathing apparatus plus protective gloves. ▶ Prevent, by any means available, spillage from entering drains or water course. ▶ Consider evacuation (or protect in place). ▶ No smoking, naked lights or ignition sources. ▶ Increase ventilation. ▶ Stop leak if safe to do so. ▶ Water spray or fog may be used to disperse /absorb vapour. ▶ Contain spill with sand, earth or vermiculite. ▶ Use only spark-free shovels and explosion proof equipment. ▶ Collect recoverable product into labelled containers for recycling. ▶ Absorb remaining product with sand, earth or vermiculite. ▶ Collect solid residues and seal in labelled drums for disposal. ▶ Wash area and prevent runoff into drains. ▶ If contamination of drains or waterways occurs, advise emergency services.

Personal Protective Equipment advice is contained in Section 8 of the SDS.

SECTION 7 Handling and storage

Precautions for safe handling

Safe handling	<ul style="list-style-type: none"> ▶ Containers, even those that have been emptied, may contain explosive vapours. ▶ Do NOT cut, drill, grind, weld or perform similar operations on or near containers. ▶ DO NOT allow clothing wet with material to stay in contact with skin ▶ Avoid all personal contact, including inhalation. ▶ Wear protective clothing when risk of overexposure occurs. ▶ Use in a well-ventilated area. ▶ Prevent concentration in hollows and sumps. ▶ DO NOT enter confined spaces until atmosphere has been checked. ▶ Avoid smoking, naked lights or ignition sources. ▶ Avoid generation of static electricity. ▶ DO NOT use plastic buckets. ▶ Earth all lines and equipment. ▶ Use spark-free tools when handling. ▶ Avoid contact with incompatible materials. ▶ When handling, DO NOT eat, drink or smoke. ▶ Keep containers securely sealed when not in use.
----------------------	--

	<ul style="list-style-type: none"> ▶ Avoid physical damage to containers. ▶ Always wash hands with soap and water after handling. ▶ Work clothes should be laundered separately. ▶ Use good occupational work practice. ▶ Observe manufacturer's storage and handling recommendations contained within this SDS. ▶ Atmosphere should be regularly checked against established exposure standards to ensure safe working conditions.
Other information	<ul style="list-style-type: none"> ▶ Store in original containers in approved flammable liquid storage area. ▶ Store away from incompatible materials in a cool, dry, well-ventilated area. ▶ DO NOT store in pits, depressions, basements or areas where vapours may be trapped. ▶ No smoking, naked lights, heat or ignition sources. ▶ Storage areas should be clearly identified, well illuminated, clear of obstruction and accessible only to trained and authorised personnel - adequate security must be provided so that unauthorised personnel do not have access. ▶ Store according to applicable regulations for flammable materials for storage tanks, containers, piping, buildings, rooms, cabinets, allowable quantities and minimum storage distances. ▶ Use non-sparking ventilation systems, approved explosion proof equipment and intrinsically safe electrical systems. ▶ Have appropriate extinguishing capability in storage area (e.g. portable fire extinguishers - dry chemical, foam or carbon dioxide) and flammable gas detectors. ▶ Keep adsorbents for leaks and spills readily available. ▶ Protect containers against physical damage and check regularly for leaks. ▶ Observe manufacturer's storage and handling recommendations contained within this SDS. <p>In addition, for tank storages (where appropriate):</p> <ul style="list-style-type: none"> ▶ Store in grounded, properly designed and approved vessels and away from incompatible materials. ▶ For bulk storages, consider use of floating roof or nitrogen blanketed vessels; where venting to atmosphere is possible, equip storage tank vents with flame arrestors; inspect tank vents during winter conditions for vapour/ ice build-up. ▶ Storage tanks should be above ground and diked to hold entire contents. <p>for commercial quantities of isocyanates:</p> <ul style="list-style-type: none"> - Isocyanates should be stored in adequately bunded areas. Nothing else should be kept within the same bunding. Pre-polymers need not be segregated. Drums of isocyanates should be stored under cover, out of direct sunlight, protected from rain, protected from physical damage and well away from moisture, acids and alkalis. - Where isocyanates are stored at elevated temperatures to prevent solidifying, adequate controls should be installed to prevent the high temperatures and precautions against fire should be taken. - Where stored in tanks, the more reactive isocyanates should be blanketed with a non-reactive gas such as nitrogen and equipped with absorptive type breather valve (to prevent vapour emissions).. - Transfer systems for isocyanates in bulk storage should be fully enclosed and use pump or vacuum systems. Warning signs, in appropriate languages, should be posted where necessary. - Areas in which polyurethane foam products are stored should be supplied with good general ventilation. Residual amounts of unreacted isocyanate may be present in the finished foam, resulting in hazardous atmospheric concentrations. - Ideal storage temperature range is dependent on the specific polymer due to viscosity and melting point differences between the polymers. Use 25 deg C (77 deg F) to 30 deg C (86 deg F) as a guideline to most liquid isocyanates for optimum storage temperature. If some isocyanates are stored at or below a temperature of 25 deg C (77 deg F), crystallization and settling of the isocyanate may occur. Storage in a cold warehouse can cause crystals to form. These crystals can settle to the bottom of the container. If crystals do form, they can be melted easily with moderate heat. It is suggested that a container the size of a drum be warmed for 16-24 hours at sufficient temperature to melt the crystals. When the crystals are melted, the container should be agitated by rolling or stirring, until the contents are homogenous. Since heated isocyanate will generate vapors more rapidly than product stored at 25 deg C (77 deg F), be sure to follow the precautions under the Personal Protection.

Conditions for safe storage, including any incompatibilities

Suitable container	Pails
Storage incompatibility	<ul style="list-style-type: none"> ▶ Avoid reaction with oxidising agents ▶ Avoid strong acids, acid chlorides, acid anhydrides and chloroformates. ▶ Reacts vigorously with alkalis

SECTION 8 Exposure controls / personal protection

Control parameters

Occupational Exposure Limits (OEL)

INGREDIENT DATA

Source	Ingredient	Material name	TWA	STEL	Peak	Notes
Australia Exposure Standards	cumene	Cumene	25 ppm / 125 mg/m3	375 mg/m3 / 75 ppm	Not Available	Not Available
Australia Exposure Standards	toluene diisocyanate	Toluene-2,4-diisocyanate (TDI)	0.02 mg/m3	0.07 mg/m3	Not Available	Not Available
Australia Exposure Standards	di-sec-octyl phthalate	Di-sec-octyl phthalate	5 mg/m3	10 mg/m3	Not Available	Not Available
Australia Exposure Standards	polymeric diphenylmethane diisocyanate	Isocyanates, all (as-NCO)	0.02 mg/m3	0.07 mg/m3	Not Available	Not Available
Australia Exposure Standards	p-toluenesulfonyl isocyanate	Isocyanates, all (as-NCO)	0.02 mg/m3	0.07 mg/m3	Not Available	Not Available

Emergency Limits

Ingredient	TEEL-1	TEEL-2	TEEL-3
naphtha petroleum, light aromatic solvent	1,200 mg/m3	6,700 mg/m3	40,000 mg/m3
1,2,4-trimethyl benzene	140 mg/m3	360 mg/m3	2,200 mg/m3
1,2,4-trimethyl benzene	Not Available	Not Available	480 ppm
1,3,5-trimethyl benzene	Not Available	Not Available	480 ppm
cumene	Not Available	Not Available	Not Available
toluene diisocyanate	0.02 ppm	0.083 ppm	0.51 ppm

Duram Multiseal

Ingredient	TEEL-1	TEEL-2	TEEL-3
toluene diisocyanate	Not Available	Not Available	Not Available
toluene diisocyanate	Not Available	Not Available	Not Available
di-sec-octyl phthalate	10 mg/m3	1,000 mg/m3	6,100 mg/m3
polymeric diphenylmethane diisocyanate	0.15 mg/m3	3.6 mg/m3	22 mg/m3

Ingredient	Original IDLH	Revised IDLH
naphtha petroleum, light aromatic solvent	Not Available	Not Available
1,2,4-trimethyl benzene	Not Available	Not Available
1,3,5-trimethyl benzene	Not Available	Not Available
cumene	900 ppm	Not Available
toluene diisocyanate	2.5 ppm	Not Available
di-sec-octyl phthalate	5,000 mg/m3	Not Available
polymeric diphenylmethane diisocyanate	Not Available	Not Available
p-toluenesulfonyl isocyanate	Not Available	Not Available

Occupational Exposure Banding

Ingredient	Occupational Exposure Band Rating	Occupational Exposure Band Limit
1,2,4-trimethyl benzene	E	≤ 0.1 ppm
1,3,5-trimethyl benzene	E	≤ 0.1 ppm
Notes:	<i>Occupational exposure banding is a process of assigning chemicals into specific categories or bands based on a chemical's potency and the adverse health outcomes associated with exposure. The output of this process is an occupational exposure band (OEB), which corresponds to a range of exposure concentrations that are expected to protect worker health.</i>	


MATERIAL DATA

NOTE P: The classification as a carcinogen need not apply if it can be shown that the substance contains less than 0.01% w/w benzene (EINECS No 200-753-7). Note E shall also apply when the substance is classified as a carcinogen. This note applies only to certain complex oil-derived substances in Annex VI. European Union (EU) List of harmonised classification and labelling hazardous substances, Table 3.1, Annex VI, Regulation (EC) No 1272/2008 (CLP) - up to the latest ATP

Exposure controls

Appropriate engineering controls	<p>Engineering controls are used to remove a hazard or place a barrier between the worker and the hazard. Well-designed engineering controls can be highly effective in protecting workers and will typically be independent of worker interactions to provide this high level of protection. The basic types of engineering controls are:</p> <p>Process controls which involve changing the way a job activity or process is done to reduce the risk.</p> <p>Enclosure and/or isolation of emission source which keeps a selected hazard "physically" away from the worker and ventilation that strategically "adds" and "removes" air in the work environment. Ventilation can remove or dilute an air contaminant if designed properly. The design of a ventilation system must match the particular process and chemical or contaminant in use.</p> <p>Employers may need to use multiple types of controls to prevent employee overexposure.</p> <p>For flammable liquids and flammable gases, local exhaust ventilation or a process enclosure ventilation system may be required. Ventilation equipment should be explosion-resistant.</p> <p>Air contaminants generated in the workplace possess varying "escape" velocities which, in turn, determine the "capture velocities" of fresh circulating air required to effectively remove the contaminant.</p>	
	Type of Contaminant:	Air Speed:
	solvent, vapours, degreasing etc., evaporating from tank (in still air).	0.25-0.5 m/s (50-100 f/min.)
	aerosols, fumes from pouring operations, intermittent container filling, low speed conveyer transfers, welding, spray drift, plating acid fumes, pickling (released at low velocity into zone of active generation)	0.5-1 m/s (100-200 f/min.)
	direct spray, spray painting in shallow booths, drum filling, conveyer loading, crusher dusts, gas discharge (active generation into zone of rapid air motion)	1-2.5 m/s (200-500 f/min.)
	Within each range the appropriate value depends on:	
	Lower end of the range	Upper end of the range
	1: Room air currents minimal or favourable to capture	1: Disturbing room air currents
	2: Contaminants of low toxicity or of nuisance value only.	2: Contaminants of high toxicity
	3: Intermittent, low production.	3: High production, heavy use
4: Large hood or large air mass in motion	4: Small hood-local control only	
<p>Simple theory shows that air velocity falls rapidly with distance away from the opening of a simple extraction pipe. Velocity generally decreases with the square of distance from the extraction point (in simple cases). Therefore the air speed at the extraction point should be adjusted, accordingly, after reference to distance from the contaminating source. The air velocity at the extraction fan, for example, should be a minimum of 1-2 m/s (200-400 f/min.) for extraction of solvents generated in a tank 2 meters distant from the extraction point. Other mechanical considerations, producing performance deficits within the extraction apparatus, make it essential that theoretical air velocities are multiplied by factors of 10 or more when extraction systems are installed or used.</p>		

Duram Multiseal

Personal protection	
Eye and face protection	<ul style="list-style-type: none"> ▶ Safety glasses with side shields. ▶ Chemical goggles. ▶ Contact lenses may pose a special hazard; soft contact lenses may absorb and concentrate irritants. A written policy document, describing the wearing of lenses or restrictions on use, should be created for each workplace or task. This should include a review of lens absorption and adsorption for the class of chemicals in use and an account of injury experience. Medical and first-aid personnel should be trained in their removal and suitable equipment should be readily available. In the event of chemical exposure, begin eye irrigation immediately and remove contact lens as soon as practicable. Lens should be removed at the first signs of eye redness or irritation - lens should be removed in a clean environment only after workers have washed hands thoroughly. [CDC NIOSH Current Intelligence Bulletin 59], [AS/NZS 1336 or national equivalent]
Skin protection	See Hand protection below
Hands/feet protection	<ul style="list-style-type: none"> ▶ Wear chemical protective gloves, e.g. PVC. ▶ Wear safety footwear or safety gumboots, e.g. Rubber <p>NOTE:</p> <ul style="list-style-type: none"> ▶ The material may produce skin sensitisation in predisposed individuals. Care must be taken, when removing gloves and other protective equipment, to avoid all possible skin contact. ▶ Contaminated leather items, such as shoes, belts and watch-bands should be removed and destroyed. <p>The selection of suitable gloves does not only depend on the material, but also on further marks of quality which vary from manufacturer to manufacturer. Where the chemical is a preparation of several substances, the resistance of the glove material can not be calculated in advance and has therefore to be checked prior to the application.</p> <p>The exact break through time for substances has to be obtained from the manufacturer of the protective gloves and has to be observed when making a final choice.</p> <p>Personal hygiene is a key element of effective hand care. Gloves must only be worn on clean hands. After using gloves, hands should be washed and dried thoroughly. Application of a non-perfumed moisturiser is recommended.</p> <p>Suitability and durability of glove type is dependent on usage. Important factors in the selection of gloves include:</p> <ul style="list-style-type: none"> - frequency and duration of contact, - chemical resistance of glove material, - glove thickness and - dexterity <p>Select gloves tested to a relevant standard (e.g. Europe EN 374, US F739, AS/NZS 2161.1 or national equivalent).</p> <ul style="list-style-type: none"> - When prolonged or frequently repeated contact may occur, a glove with a protection class of 5 or higher (breakthrough time greater than 240 minutes according to EN 374, AS/NZS 2161.10.1 or national equivalent) is recommended. - When only brief contact is expected, a glove with a protection class of 3 or higher (breakthrough time greater than 60 minutes according to EN 374, AS/NZS 2161.10.1 or national equivalent) is recommended. - Some glove polymer types are less affected by movement and this should be taken into account when considering gloves for long-term use. - Contaminated gloves should be replaced. <p>As defined in ASTM F-739-96 in any application, gloves are rated as:</p> <ul style="list-style-type: none"> - Excellent when breakthrough time > 480 min - Good when breakthrough time > 20 min - Fair when breakthrough time < 20 min - Poor when glove material degrades <p>For general applications, gloves with a thickness typically greater than 0.35 mm, are recommended.</p> <p>It should be emphasised that glove thickness is not necessarily a good predictor of glove resistance to a specific chemical, as the permeation efficiency of the glove will be dependent on the exact composition of the glove material. Therefore, glove selection should also be based on consideration of the task requirements and knowledge of breakthrough times.</p> <p>Glove thickness may also vary depending on the glove manufacturer, the glove type and the glove model. Therefore, the manufacturers' technical data should always be taken into account to ensure selection of the most appropriate glove for the task.</p> <p>Note: Depending on the activity being conducted, gloves of varying thickness may be required for specific tasks. For example:</p> <ul style="list-style-type: none"> - Thinner gloves (down to 0.1 mm or less) may be required where a high degree of manual dexterity is needed. However, these gloves are only likely to give short duration protection and would normally be just for single use applications, then disposed of. - Thicker gloves (up to 3 mm or more) may be required where there is a mechanical (as well as a chemical) risk i.e. where there is abrasion or puncture potential <p>Gloves must only be worn on clean hands. After using gloves, hands should be washed and dried thoroughly. Application of a non-perfumed moisturiser is recommended.</p>
Body protection	See Other protection below
Other protection	<ul style="list-style-type: none"> ▶ Overalls. ▶ PVC Apron. ▶ PVC protective suit may be required if exposure severe. ▶ Eyewash unit. ▶ Ensure there is ready access to a safety shower.

Recommended material(s)

GLOVE SELECTION INDEX

Glove selection is based on a modified presentation of the:

"Forsberg Clothing Performance Index".

The effect(s) of the following substance(s) are taken into account in the **computer-generated** selection:

Duram Multiseal

Material	CPI
BUTYL	C
NATURAL RUBBER	C
NITRILE	C
PE/EVAL/PE	C
PVA	C
SARANEX-23	C

Respiratory protection

Type AB-P Filter of sufficient capacity. (AS/NZS 1716 & 1715, EN 143:2000 & 149:2001, ANSI Z88 or national equivalent)

Where the concentration of gas/particulates in the breathing zone, approaches or exceeds the "Exposure Standard" (or ES), respiratory protection is required.

Degree of protection varies with both face-piece and Class of filter; the nature of protection varies with Type of filter.

Required Minimum Protection Factor	Half-Face Respirator	Full-Face Respirator	Powered Air Respirator
up to 10 x ES	AB-AUS P2	-	AB-PAPR-AUS / Class 1 P2
up to 50 x ES	-	AB-AUS / Class 1 P2	-
up to 100 x ES	-	AB-2 P2	AB-PAPR-2 P2 ^

Continued...

TEFLON	C
VITON	C

* CPI - Chemwatch Performance Index

A: Best Selection

B: Satisfactory; may degrade after 4 hours continuous immersion

C: Poor to Dangerous Choice for other than short term immersion

NOTE: As a series of factors will influence the actual performance of the glove, a final selection must be based on detailed observation. -

* Where the glove is to be used on a short term, casual or infrequent basis, factors such as "feel" or convenience (e.g. disposability), may dictate a choice of gloves which might otherwise be unsuitable following long-term or frequent use. A qualified practitioner should be consulted.

^ - Full-face

A(All classes) = Organic vapours, B AUS or B1 = Acid gasses, B2 = Acid gas or hydrogen cyanide(HCN), B3 = Acid gas or hydrogen cyanide(HCN), E = Sulfur dioxide(SO₂), G = Agricultural chemicals, K = Ammonia(NH₃), Hg = Mercury, NO = Oxides of nitrogen, MB = Methyl bromide, AX = Low boiling point organic compounds(below 65 degC)

- ▶ Cartridge respirators should never be used for emergency ingress or in areas of unknown vapour concentrations or oxygen content.
- ▶ The wearer must be warned to leave the contaminated area immediately on detecting any odours through the respirator. The odour may indicate that the mask is not functioning properly, that the vapour concentration is too high, or that the mask is not properly fitted. Because of these limitations, only restricted use of cartridge respirators is considered appropriate.
- ▶ Cartridge performance is affected by humidity. Cartridges should be changed after 2 hr of continuous use unless it is determined that the humidity is less than 75%, in which case, cartridges can be used for 4 hr. Used cartridges should be discarded daily, regardless of the length of time used

SECTION 9 Physical and chemical properties

Information on basic physical and chemical properties

Appearance	Coloured flammable liquid with a characteristic odour; does not mix with water.		
Physical state	Liquid	Relative density (Water = 1)	0.96
Odour	Not Available	Partition coefficient n-octanol / water	Not Available
Odour threshold	Not Available	Auto-ignition temperature (°C)	Not Available
pH (as supplied)	Not Applicable	Decomposition temperature	Not Available
Melting point / freezing point (°C)	Not Available	Viscosity (cSt)	Not Available
Initial boiling point and boiling range (°C)	161	Molecular weight (g/mol)	Not Applicable
Flash point (°C)	48	Taste	Not Available
Evaporation rate	Not Available	Explosive properties	Not Available
Flammability	Flammable.	Oxidising properties	Not Available
Upper Explosive Limit (%)	Not Available	Surface Tension (dyn/cm or mN/m)	Not Available
Lower Explosive Limit (%)	Not Available	Volatile Component (%vol)	Not Available
Vapour pressure (kPa)	Not Applicable	Gas group	Not Available
Solubility in water	Immiscible	pH as a solution (%)	Not Applicable
Vapour density (Air = 1)	Not Available	VOC g/L	Not Available

SECTION 10 Stability and reactivity

Reactivity	See section 7
Chemical stability	<ul style="list-style-type: none"> ▶ Unstable in the presence of incompatible materials. ▶ Product is considered stable. ▶ Hazardous polymerisation will not occur.
Possibility of hazardous reactions	See section 7
Conditions to avoid	See section 7
Incompatible materials	See section 7
Hazardous decomposition products	See section 5

SECTION 11 Toxicological information

Information on toxicological effects

Inhaled	<p>Inhalation of vapours may cause drowsiness and dizziness. This may be accompanied by narcosis, reduced alertness, loss of reflexes, lack of coordination and vertigo.</p> <p>Inhalation of vapours or aerosols (mists, fumes), generated by the material during the course of normal handling, may be damaging to the health of the individual.</p> <p>Limited evidence or practical experience suggests that the material may produce irritation of the respiratory system, in a significant number of individuals, following inhalation. In contrast to most organs, the lung is able to respond to a chemical insult by first removing or neutralising the irritant and then repairing the damage. The repair process, which initially evolved to protect mammalian lungs from foreign matter and antigens, may however, produce further lung damage resulting in the impairment of gas exchange, the primary function of the lungs. Respiratory tract irritation often results in an inflammatory response involving the recruitment and activation of many cell types, mainly derived from the vascular system.</p> <p>Inhalation hazard is increased at higher temperatures.</p> <p>High inhaled concentrations of mixed hydrocarbons may produce narcosis characterised by nausea, vomiting and lightheadedness. Inhalation of aerosols may produce severe pulmonary oedema, pneumonitis and pulmonary haemorrhage. Inhalation of petroleum hydrocarbons consisting substantially of low molecular weight species (typically C₂-C₁₂) may produce irritation of mucous membranes, incoordination, giddiness, nausea, vertigo, confusion, headache, appetite loss, drowsiness, tremors and anaesthetic stupor. Massive exposures may produce central nervous</p>
----------------	--

	<p>system depression with sudden collapse and deep coma; fatalities have been recorded. Irritation of the brain and/or apnoeic anoxia may produce convulsions. Although recovery following overexposure is generally complete, cerebral micro-haemorrhage of focal post-inflammatory scarring may produce epileptiform seizures some months after the exposure. Pulmonary episodes may include chemical pneumonitis with oedema and haemorrhage. The lighter hydrocarbons may produce kidney and neurotoxic effects. Pulmonary irritancy increases with carbon chain length for paraffins and olefins. Alkenes produce pulmonary oedema at high concentrations. Liquid paraffins may produce anaesthesia and depressant actions leading to weakness, dizziness, slow and shallow respiration, unconsciousness, convulsions and death. C5-7 paraffins may also produce polyneuropathy. Aromatic hydrocarbons accumulate in lipid rich tissues (typically the brain, spinal cord and peripheral nerves) and may produce functional impairment manifested by nonspecific symptoms such as nausea, weakness, fatigue and vertigo; severe exposures may produce inebriation or unconsciousness. Many of the petroleum hydrocarbons are cardiac sensitisers and may cause ventricular fibrillations. Acute effects from inhalation of high concentrations of vapour are pulmonary irritation, including coughing, with nausea; central nervous system depression - characterised by headache and dizziness, increased reaction time, fatigue and loss of co-ordination</p>
<p>Ingestion</p>	<p>Swallowing of the liquid may cause aspiration of vomit into the lungs with the risk of haemorrhaging, pulmonary oedema, progressing to chemical pneumonitis; serious consequences may result. Signs and symptoms of chemical (aspiration) pneumonitis may include coughing, gasping, choking, burning of the mouth, difficult breathing, and bluish coloured skin (cyanosis). Accidental ingestion of the material may be damaging to the health of the individual. Ingestion of petroleum hydrocarbons may produce irritation of the pharynx, oesophagus, stomach and small intestine with oedema and mucosal ulceration resulting; symptoms include a burning sensation in the mouth and throat. Large amounts may produce narcosis with nausea and vomiting, weakness or dizziness, slow and shallow respiration, swelling of the abdomen, unconsciousness and convulsions. Myocardial injury may produce arrhythmias, ventricular fibrillation and electrocardiographic changes. Central nervous system depression may also occur. Light aromatic hydrocarbons produce a warm, sharp, tingling sensation on contact with taste buds and may anaesthetise the tongue. Aspiration into the lungs may produce coughing, gagging and a chemical pneumonitis with pulmonary oedema and haemorrhage.</p>
<p>Skin Contact</p>	<p>Evidence exists, or practical experience predicts, that the material either produces inflammation of the skin in a substantial number of individuals following direct contact, and/or produces significant inflammation when applied to the healthy intact skin of animals, for up to four hours, such inflammation being present twenty-four hours or more after the end of the exposure period. Skin irritation may also be present after prolonged or repeated exposure; this may result in a form of contact dermatitis (nonallergic). The dermatitis is often characterised by skin redness (erythema) and swelling (oedema) which may progress to blistering (vesiculation), scaling and thickening of the epidermis. At the microscopic level there may be intercellular oedema of the spongy layer of the skin (spongiosis) and intracellular oedema of the epidermis. The material may accentuate any pre-existing dermatitis condition Repeated exposure may cause skin cracking, flaking or drying following normal handling and use. Skin contact with the material may damage the health of the individual; systemic effects may result following absorption. Entry into the blood-stream through, for example, cuts, abrasions, puncture wounds or lesions, may produce systemic injury with harmful effects. Examine the skin prior to the use of the material and ensure that any external damage is suitably protected.</p>
<p>Eye</p>	<p>Evidence exists, or practical experience predicts, that the material may cause eye irritation in a substantial number of individuals and/or may produce significant ocular lesions which are present twenty-four hours or more after instillation into the eye(s) of experimental animals. Repeated or prolonged eye contact may cause inflammation characterised by temporary redness (similar to windburn) of the conjunctiva (conjunctivitis); temporary impairment of vision and/or other transient eye damage/ulceration may occur.</p>
<p>Chronic</p>	<p>On the basis of epidemiological data, it has been concluded that prolonged inhalation of the material, in an occupational setting, may produce cancer in humans. Prolonged or repeated skin contact may cause drying with cracking, irritation and possible dermatitis following. Limited evidence suggests that repeated or long-term occupational exposure may produce cumulative health effects involving organs or biochemical systems. Limited evidence shows that inhalation of the material is capable of inducing a sensitisation reaction in a significant number of individuals at a greater frequency than would be expected from the response of a normal population. Pulmonary sensitisation, resulting in hyperactive airway dysfunction and pulmonary allergy may be accompanied by fatigue, malaise and aching. Significant symptoms of exposure may persist for extended periods, even after exposure ceases. Symptoms can be activated by a variety of nonspecific environmental stimuli such as automobile exhaust, perfumes and passive smoking. There exists limited evidence that shows that skin contact with the material is capable either of inducing a sensitisation reaction in a significant number of individuals, and/or of producing positive response in experimental animals.</p> <p>There is some evidence to provide a presumption that human exposure to the material may result in impaired fertility on the basis of: some evidence in animal studies of impaired fertility in the absence of toxic effects, or evidence of impaired fertility occurring at around the same dose levels as other toxic effects but which is not a secondary non-specific consequence of other toxic effects. There is some evidence that human exposure to the material may result in developmental toxicity. This evidence is based on animal studies where effects have been observed in the absence of marked maternal toxicity, or at around the same dose levels as other toxic effects but which are not secondary non-specific consequences of the other toxic effects. Repeated or prolonged exposure to mixed hydrocarbons may produce narcosis with dizziness, weakness, irritability, concentration and/or memory loss, tremor in the fingers and tongue, vertigo, olfactory disorders, constriction of visual field, paraesthesias of the extremities, weight loss and anaemia and degenerative changes in the liver and kidney. Chronic exposure by petroleum workers, to the lighter hydrocarbons, has been associated with visual disturbances, damage to the central nervous system, peripheral neuropathies (including numbness and paraesthesias), psychological and neurophysiological deficits, bone marrow toxicities (including hypoplasia possibly due to benzene) and hepatic and renal involvement. Chronic dermal exposure to petroleum hydrocarbons may result in defatting which produces localised dermatoses. Surface cracking and erosion may also increase susceptibility to infection by microorganisms. One epidemiological study of petroleum refinery workers has reported elevations in standard mortality ratios for skin cancer along with a dose-response relationship indicating an association between routine workplace exposure to petroleum or one of its constituents and skin cancer, particularly melanoma. Other studies have been unable to confirm this finding. Hydrocarbon solvents are liquid hydrocarbon fractions derived from petroleum processing streams, containing only carbon and hydrogen atoms, with carbon numbers ranging from approximately C5-C20 and boiling between approximately 35-370 deg C. Many of the hydrocarbon solvents have complex and variable compositions with constituents of 4 types, alkanes (normal paraffins, isoparaffins, and cycloparaffins) and aromatics (primarily alkylated one- and two-ring species). Despite the compositional complexity, most hydrocarbon solvent constituents have similar toxicological properties, and the overall toxicological hazards can be characterized in generic terms. Hydrocarbon solvents can cause chemical pneumonitis if aspirated into the lung, and those that are volatile can cause acute CNS effects and/or ocular and respiratory irritation at exposure levels exceeding occupational recommendations. Otherwise, there are few toxicologically important effects. The exceptions, n-hexane and naphthalene, have unique toxicological properties</p> <p>Animal studies: No deaths or treatment related signs of toxicity were observed in rats exposed to light alkylate naphtha (paraffinic hydrocarbons) at concentrations of 668, 2220 and 6646 ppm for 6 hrs/day, 5 days/wk for 13 weeks. Increased liver weights and kidney toxicity (male rats) was observed in high dose animals. Exposure to pregnant rats at concentrations of 137, 3425 and 6850 ppm did not adversely affect reproduction or cause maternal or foetal toxicity. Lifetime skin painting studies in mice with similar naphthas have shown weak or no carcinogenic activity following prolonged and repeated exposure. Similar naphthas/distillates, when tested at nonirritating dose levels, did not show any significant carcinogenic activity indicating that this tumorigenic response is likely related to chronic irritation and not to dose. The mutagenic potential of naphthas has been reported to be largely negative in a variety of mutagenicity tests. The exact relationship between these results and human health is not known. Some components of this product have been shown to produce a species specific, sex hormonal dependent kidney lesion in male rats from repeated oral or inhalation exposure.</p>

Duram Multiseal

Subsequent research has shown that the kidney damage develops via the formation of an alpha-2u-globulin, a mechanism unique to the male rat. Humans do not form alpha-2u-globulin, therefore, the kidney effects resulting from this mechanism are not relevant in human. On the basis, primarily, of animal experiments, concern has been expressed that the material may produce carcinogenic or mutagenic effects; in respect of the available information, however, there presently exists inadequate data for making a satisfactory assessment.

Duram Multiseal	TOXICITY	IRRITATION
	Not Available	Not Available
naphtha petroleum, light aromatic solvent	Dermal (rabbit) LD50: >1900 mg/kg ^[1]	Eye: no adverse effect observed (not irritating) ^[1]
	Inhalation(Rat) LC50; >4.42 mg/L4h ^[1]	Skin: adverse effect observed (irritating) ^[1]
	Oral(Rat) LD50; >4500 mg/kg ^[1]	
1,2,4-trimethyl benzene	Dermal (rabbit) LD50: >3160 mg/kg ^[2]	Not Available
	Inhalation(Rat) LC50; 10.2 mg/L4h ^[1]	
	Oral(Rat) LD50; 6000 mg/kg ^[1]	
1,3,5-trimethyl benzene	dermal (rat) LD50: >3460 mg/kg ^[1]	Eye (rabbit): 500 mg/24h mild
	Inhalation(Rat) LC50; 10.2 mg/L4h ^[1]	Eye: adverse effect observed (irritating) ^[1]
	Oral(Rat) LD50; 6000 mg/kg ^[1]	Skin (rabbit): 20 mg/24h moderate Skin: adverse effect observed (irritating) ^[1]
cumene	Dermal (rabbit) LD50: 2000 mg/kg ^[2]	Eye (rabbit): 500 mg/24h mild
	Inhalation(Rat) LC50; 39 mg/L4h ^[2]	Eye (rabbit): 86 mg mild
	Oral(Rat) LD50; ~1400 mg/kg ^[1]	Eye: no adverse effect observed (not irritating) ^[1]
		Skin (rabbit): 10 mg/24h mild
		Skin (rabbit):100 mg/24h moderate Skin: no adverse effect observed (not irritating) ^[1]
toluene diisocyanate	Dermal (rabbit) LD50: >9400 mg/kg ^[1]	Eye: adverse effect observed (irritating) ^[1]
	Inhalation(Mouse) LC50; 0.069 mg/L4h ^[2]	Skin: adverse effect observed (irritating) ^[1]
	Oral(Rat) LD50; >2000 mg/kg ^[1]	
di-sec-octyl phthalate	dermal (rat) LD50: 250 mg/kg ^[2]	Eye (rabbit): 500 mg/24h mild
	Inhalation(Rat) LC50; >10.62 mg/l4h ^[2]	Eye: adverse effect observed (irritating) ^[1]
	Oral(Mouse) LD50; >9860 mg/kg ^[2]	Skin (rabbit): 500 mg/24h mild Skin: adverse effect observed (irritating) ^[1]
polymeric diphenylmethane diisocyanate	Dermal (rabbit) LD50: >9400 mg/kg ^[2]	Eye (rabbit): 100 mg - mild
	Inhalation(Rat) LC50; 0.49 mg/L4h ^[2]	
	Oral(Rat) LD50; 43000 mg/kg ^[2]	
p-toluenesulfonyl isocyanate	dermal (rat) LD50: >2000 mg/kg ^[1]	Not Available
	Inhalation(Rat) LC50; >320 ppm4h ^[2]	
	Oral(Rat) LD50; 2234 mg/kg ^[2]	

Legend: 1. Value obtained from Europe ECHA Registered Substances - Acute toxicity 2. * Value obtained from manufacturer's SDS. Unless otherwise specified data extracted from RTECS - Register of Toxic Effect of chemical Substances

NAPHTHA PETROLEUM, LIGHT AROMATIC SOLVENT	<p>Inhalation (rat) TCLo: 1320 ppm/6h/90D-I * [Devoe] For Low Boiling Point Naphthas (LBPNS): Acute toxicity: LBPNS generally have low acute toxicity by the oral (median lethal dose [LD50] in rats > 2000 mg/kg-bw), inhalation (LD50 in rats > 5000 mg/m3) and dermal (LD50 in rabbits > 2000 mg/kg-bw) routes of exposure Most LBPNS are mild to moderate eye and skin irritants in rabbits, with the exception of heavy catalytic cracked and heavy catalytic reformed naphthas, which have higher primary skin irritation indices.</p>
--	--

Sensitisation:

LBPNS do not appear to be skin sensitizers, but a poor response in the positive control was also noted in these studies

Repeat dose toxicity:

The lowest-observed-adverse-effect concentration (LOAEC) and lowest-observed-adverse-effect level (LOAEL) values identified following short-term (2-89 days) and subchronic (greater than 90 days) exposure to the LBPNS substances. These values were determined for a variety of endpoints after considering the toxicity data for all LBPNS in the group. Most of the studies were carried out by the inhalation route of exposure. Renal effects, including increased kidney weight, renal lesions (renal tubule dilation, necrosis) and hyaline droplet formation, observed in male rats exposed orally or by inhalation to most LBPNS, were considered species- and sex-specific. These effects were determined to be due to a mechanism of action not relevant to humans -specifically, the interaction between hydrocarbon metabolites and alpha-2-microglobulin, an enzyme not produced in substantial amounts in female rats, mice and other species, including humans. The resulting nephrotoxicity and subsequent carcinogenesis in male rats were therefore not considered in deriving LOAEC/LOAEL values.

Only a limited number of studies of short-term and subchronic duration were identified for site-restricted LBPNS. The lowest LOAEC identified in these studies, via the inhalation route, is 5475 mg/m³, based on a concentration-related increase in liver weight in both male and female rats following a 13-week exposure to light catalytic cracked naphtha. Shorter exposures of rats to this test substance resulted in nasal irritation at 9041 mg/m³

No systemic toxicity was reported following dermal exposure to light catalytic cracked naphtha, but skin irritation and accompanying histopathological changes were increased, in a dose-dependent manner, at doses as low as 30 mg/kg-bw per day when applied 5 days per week for 90 days in rats

No non-cancer chronic toxicity studies (= 1 year) were identified for site-restricted LBPNS and very few non-cancer chronic toxicity studies were identified for other LBPNS. An LOAEC of 200 mg/m³ was noted in a chronic inhalation study that exposed mice and rats to unleaded gasoline (containing 2% benzene). This inhalation LOAEC was based on ocular discharge and ocular irritation in rats. At the higher concentration of 6170 mg/m³, increased kidney weight was observed in male and female rats (increased kidney weight was also observed in males only at 870 mg/m³). Furthermore, decreased body weight in male and female mice was also observed at 6170 mg/m³

A LOAEL of 714 mg/kg-bw was identified for dermal exposure based on local skin effects (inflammatory and degenerative skin changes) in mice following application of naphtha for 105 weeks. No systemic toxicity was reported.

Genotoxicity:

Although few genotoxicity studies were identified for the site-restricted LBPNS, the genotoxicity of several other LBPNS substances has been evaluated using a variety of in vivo and in vitro assays. While in vivo genotoxicity assays were negative overall, the in vitro tests exhibited mixed results.

For in vivo genotoxicity tests, LBPNS exhibited negative results for chromosomal aberrations and micronuclei induction, but exhibited positive results in one sister chromatid exchange assay although this result was not considered definitive for clastogenic activity as no genetic material was unbalanced or lost. Mixtures that were tested, which included a number of light naphthas, displayed mixed results (i.e., both positive and negative for the same assay) for chromosomal aberrations and negative results for the dominant lethal mutation assay. Unleaded gasoline (containing 2% benzene) was tested for its ability to induce unscheduled deoxyribonucleic acid (DNA) synthesis (UDS) and replicative DNA synthesis (RDS) in rodent hepatocytes and kidney cells. UDS and RDS were induced in mouse hepatocytes via oral exposure and RDS was induced in rat kidney cells via oral and inhalation exposure. Unleaded gasoline (benzene content not stated) exhibited negative results for chromosomal aberrations and the dominant lethal mutation assay and mixed results for atypical cell foci in rodent renal and hepatic cells.

For in vitro genotoxicity studies, LBPNS were negative for six out of seven Ames tests, and were also negative for UDS and for forward mutations. LBPNS exhibited mixed or equivocal results for the mouse lymphoma and sister chromatid exchange assays, as well as for cell transformation and positive results for one bacterial DNA repair assay. Mixtures that were tested, which included a number of light naphthas, displayed negative results for the Ames and mouse lymphoma assays. Gasoline exhibited negative results for the Ames test battery, the sister chromatid exchange assay and for one mutagenicity assay. Mixed results were observed for UDS and the mouse lymphoma assay.

While the majority of in vivo genotoxicity results for LBPNS substances are negative, the potential for genotoxicity of LBPNS as a group cannot be discounted based on the mixed in vitro genotoxicity results.

Carcinogenicity:

Although a number of epidemiological studies have reported increases in the incidence of a variety of cancers, the majority of these studies are considered to contain incomplete or inadequate information. Limited data, however, are available for skin cancer and leukemia incidence, as well as mortality among petroleum refinery workers. It was concluded that there is limited evidence supporting the view that working in petroleum refineries entails a carcinogenic risk (Group 2A carcinogen). IARC (1989a) also classified gasoline as a Group 2B carcinogen; it considered the evidence for carcinogenicity in humans from gasoline to be inadequate and noted that published epidemiological studies had several limitations, including a lack of exposure data and the fact that it was not possible to separate the effects of combustion products from those of gasoline itself. Similar conclusions were drawn from other reviews of epidemiological studies for gasoline (US EPA 1987a, 1987b). Thus, the evidence gathered from these epidemiological studies is considered to be inadequate to conclude on the effects of human exposure to LBPNS substances.

No inhalation studies assessing the carcinogenicity of the site-restricted LBPNS were identified. Only unleaded gasoline has been examined for its carcinogenic potential, in several inhalation studies. In one study, rats and mice were exposed to 0, 200, 870 or 6170 mg/m³ of a 2% benzene formulation of the test substance, via inhalation, for approximately 2 years. A statistically significant increase in hepatocellular adenomas and carcinomas, as well as a non-statistical increase in renal tumours, were observed at the highest dose in female mice. A dose-dependent increase in the incidence of primary renal neoplasms was also detected in male rats, but this was not considered to be relevant to humans, as discussed previously. Carcinogenicity was also assessed for unleaded gasoline, via inhalation, as part of initiation/promotion studies. In these studies, unleaded gasoline did not appear to initiate tumour formation, but did show renal cell and hepatic tumour promotion ability, when rats and mice were exposed, via inhalation, for durations ranging from 13 weeks to approximately 1 year using an initiation/promotion protocol. However, further examination of data relevant to the composition of unleaded gasoline demonstrated that this is a highly-regulated substance; it is expected to contain a lower percentage of benzene and has a discrete component profile when compared to other substances in the LBPNS group.

Both the European Commission and the International Agency for Research on Cancer (IARC) have classified LBPNS substances as carcinogenic. All of these substances were classified by the European Commission (2008) as Category 2 (R45: may cause cancer) (benzene content = 0.1% by weight). IARC has classified gasoline, an LBPNS, as a Group 2B carcinogen (possibly carcinogenic to humans) and "occupational exposures in petroleum refining" as Group 2A carcinogens (probably carcinogenic to humans).

Several studies were conducted on experimental animals to investigate the dermal carcinogenicity of LBPNS. The majority of these studies were conducted through exposure of mice to doses ranging from 694-1351 mg/kg-bw, for durations ranging from 1 year to the animals' lifetime or until a tumour persisted for 2 weeks. Given the route of exposure, the studies specifically examined the formation of skin tumours. Results for carcinogenicity via dermal exposure are mixed. Both malignant and benign skin tumours were induced with heavy catalytic cracked naphtha, light catalytic cracked naphtha, light

straight-run naphtha and naphtha. Significant increases in squamous cell carcinomas were also observed when mice were dermally treated with Stoddard solvent, but the latter was administered as a mixture (90% test substance), and the details of the study were not available. In contrast, insignificant increases in tumour formation or no tumours were observed when light alkylate naphtha, heavy catalytic reformed naphtha, sweetened naphtha, light catalytically cracked naphtha

or unleaded gasoline was dermally applied to mice. Negative results for skin tumours were also observed in male mice dermally exposed to sweetened naphtha using an initiation/promotion protocol.

Reproductive/ Developmental toxicity:

No reproductive or developmental toxicity was observed for the majority of LBPNS substances evaluated. Most of these studies were carried out by inhalation exposure in rodents.

NOAEC values for reproductive toxicity following inhalation exposure ranged from 1701 mg/m³ (CAS RN 8052-41-3) to 27 687 mg/m³ (CAS RN 64741-63-5) for the LBPNS group evaluated, and from 7690 mg/m³ to 27 059 mg/m³ for the site-restricted light catalytic cracked and full-range catalytic reformed naphthas. However, a decreased number of pups per litter and higher frequency of post-implantation loss were observed following inhalation exposure of female rats to hydrotreated heavy naphtha (CAS RN 64742-48-9) at a concentration of 4679 mg/m³, 6 hours per day, from gestational days 7-20. For dermal exposures, NOAEL values of 714 mg/kg-bw (CAS RN 8030-30-6) and 1000 mg/kg-bw per day (CAS RN 68513-02-0) were noted. For oral exposures, no adverse effects on reproductive parameters were reported when rats were given

site-restricted light catalytic cracked naphtha at 2000 mg/kg on gestational day 13.

For most LBPNs, no treatment-related developmental effects were observed by the different routes of exposure. However, developmental toxicity was observed for a few naphthas. Decreased foetal body weight and an increased incidence of ossification variations were observed when rat dams were exposed to light aromatized solvent naphtha, by gavage, at 1250 mg/kg-bw per day. In addition, pregnant rats exposed by inhalation to hydro-treated heavy naphtha at 4679 mg/m³ delivered pups with higher birth weights. Cognitive and memory impairments were also observed in the offspring.

Low Boiling Point Naphthas [Site-Restricted]

Studies indicate that normal, branched and cyclic paraffins are absorbed from the mammalian gastrointestinal tract and that the absorption of n-paraffins is inversely proportional to the carbon chain length, with little absorption above C30. With respect to the carbon chain lengths likely to be present in mineral oil, n-paraffins may be absorbed to a greater extent than iso- or cyclo-paraffins.

The major classes of hydrocarbons have been shown to be well absorbed by the gastrointestinal tract in various species. In many cases, the hydrophobic hydrocarbons are ingested in association with dietary lipids. The dependence of hydrocarbon absorption on concomitant triglyceride digestion and absorption is known as the "hydrocarbon continuum hypothesis", and asserts that a series of solubilising phases in the intestinal lumen, created by dietary triglycerides and their digestion products, afford hydrocarbons a route to the lipid phase of the intestinal absorptive cell (enterocyte) membrane. While some hydrocarbons may traverse the mucosal epithelium unmetabolised and appear as solutes in lipoprotein particles in intestinal lymph, there is evidence that most hydrocarbons partially separate from nutrient lipids and undergo metabolic transformation in the enterocyte. The enterocyte may play a major role in determining the proportion of an absorbed hydrocarbon that, by escaping initial biotransformation, becomes available for deposition in its unchanged form in peripheral tissues such as adipose tissue, or in the liver.

For C9 aromatics (typically trimethylbenzenes - TMBs)

Acute Toxicity

Acute toxicity studies (oral, dermal and inhalation routes of exposure) have been conducted in rats using various solvent products containing predominantly mixed C9 aromatic hydrocarbons (CAS RN 64742-95-6). Inhalation LC50's range from 6,000 to 10,000 mg/m³ for C9 aromatic naphtha and 18,000 to 24,000 mg/m³ for 1,2,4 and 1,3,5-TMB, respectively. A rat oral LD50 reported for 1,2,4-TMB is 5 grams/kg bw and a rat dermal LD50 for the C9 aromatic naphtha is >4 ml/kg bw. These data indicate that C9 aromatic solvents show that LD50/LC50 values are greater than limit doses for acute toxicity studies established under OECD test guidelines.

Irritation and Sensitization

Several irritation studies, including skin, eye, and lung/respiratory system, have been conducted on members of the category. The results indicate that C9 aromatic hydrocarbon solvents are mildly to moderately irritating to the skin, minimally irritating to the eye, and have the potential to irritate the respiratory tract and cause depression of respiratory rates in mice. Respiratory irritation is a key endpoint in the current occupational exposure limits established for C9 aromatic hydrocarbon solvents and trimethylbenzenes. No evidence of skin sensitization was identified.

Repeated Dose Toxicity

Inhalation: The results from a subchronic (3 month) neurotoxicity study and a one-year chronic study (6 hr/day, 5 days/week) indicate that effects from inhalation exposure to C9 Aromatic Hydrocarbon Solvents on systemic toxicity are slight. A battery of neurotoxicity and neurobehavioral endpoints were evaluated in the 3-month inhalation study on C9 aromatic naphtha tested at concentrations of 0, 101, 452, or 1320 ppm (0, 500, 2,220, or 6,500 mg/m³). In this study, other than a transient weight reduction in the high exposure group (not statistically significant at termination of exposures), no effects were reported on neuropathology or neuro/behavioral parameters. The NOAEL for systemic and/or neurotoxicity was 6,500 mg/m³, the highest concentration tested. In an inhalation study of a commercial blend, rats were exposed to C9 aromatic naphtha concentrations of 0, 96, 198, or 373 ppm (0, 470, 970, 1830 mg/m³) for 6 hr/day, 5 days/week, for 12 months. Liver and kidney weights were increased in the high exposure group but no accompanying histopathology was observed in these organs.

The NOAEL was considered to be the high exposure level of 373 ppm, or 1830 mg/m³. In two subchronic rat inhalation studies, both of three months duration, rats were exposed to the individual TMB isomers (1,2,4- and 1,3,5-) to nominal concentrations of 0, 25, 100, or 250 ppm (0, 123, 492, or 1230 mg/m³). Respiratory irritation was observed at 492 (100 ppm) and 1230 mg/m³ (250 ppm) and no systemic toxicity was observed in either study. For both pure isomers, the NOELs are 25 ppm or 123 mg/m³ for respiratory irritation and 250 ppm or 1230 mg/m³ for systemic effects.

Oral: The C9 aromatic naphtha has not been tested via the oral route of exposure. Individual TMB isomers have been evaluated in a series of repeated-dose oral studies ranging from 14 days to 3 months over a wide range of doses. The effects observed in these studies included increased liver and kidney weights, changes in blood chemistry, increased salivation, and decreased weight gain at higher doses. Organ weight changes appeared to be adaptive as they were not accompanied by histopathological effects. Blood changes appeared sporadic and without pattern. One study reported hyaline droplet nephropathy in male rats at the highest dose (1000 mg/kg bw-day), an effect that is often associated with alpha-2mu-globulin-induced nephropathy and not considered relevant to humans. The doses at which effects were detected were 100 mg/kg-bw day or above (an exception was the pilot 14 day oral study - LOAEL 150 mg/kg bw-day - but the follow up three month study had a LOAEL of 600 mg/kg-bw-day with a NOAEL of 200 mg/kg bw-day). Since effects generally were not severe and could be considered adaptive or spurious, oral exposure does not appear to pose a high toxicity hazard for pure trimethylbenzene isomers.

Mutagenicity

In vitro genotoxicity testing of a variety of C9 aromatics has been conducted in both bacterial and mammalian cells. In vitro point mutation tests were conducted with *Salmonella typhimurium* and *Escherichia coli* bacterial strains, as well as with cultured mammalian cells such as the Chinese hamster cell ovary cells (HGPRT assay) with and without metabolic activation. In addition, several types of in vitro chromosomal aberration tests have been performed (chromosome aberration frequency in Chinese hamster ovary and lung cells, sister chromatid exchange in CHO cells). Results were negative both with and without metabolic activation for all category members. For the supporting chemical 1,2,3-TMB, a single in vitro chromosome aberration test was weakly positive. In vivo bone marrow cytogenetics test, rats were exposed to C9 aromatic naphtha at concentrations of 0, 153, 471, or 1540 ppm (0, 750, 2,310, or 7,560 mg/m³) 6 hr/day, for 5 days. No evidence of in vivo somatic cell genotoxicity was detected. Based on the cumulative results of these assays, genetic toxicity is unlikely for substances in the C9 Aromatic Hydrocarbon Solvents Category.

Reproductive and Developmental Toxicity

Results from the three-generation reproduction inhalation study in rats indicate limited effects from C9 aromatic naphtha. In each of three generations (F0, F1 and F2), rats were exposed to High Flash Aromatic Naphtha (CAS RN 64742-95-6) via whole body inhalation at target concentrations of 0, 100, 500, or 1500 ppm (actual mean concentrations throughout the full study period were 0, 103, 495, or 1480 ppm, equivalent to 0, 505, 2430, or 7265 mg/m³, respectively). In each generation, both sexes were exposed for 10 weeks prior to and two weeks during mating for 6 hrs/day, 5 days/wks. Female rats in the F0, F1, and F2 generation were then exposed during gestation days 0-20 and lactation days 5-21 for 6 hrs/day, 7 days/wk. The age at exposure initiation differed among generations; F0 rats were exposed starting at 9 weeks of age, F1 exposure began at 5-7 weeks, and F2 exposure began at postnatal day (PND) 22. In the F0 and F1 parental generations, 30 rats/sex/group were exposed and mated. However, in the F2 generation, 40/sex/group were initially exposed due to concerns for toxicity, and 30/sex/group were randomly selected for mating, except that all survivors were used at 1480 ppm. F3 litters were not exposed directly and were sacrificed on lactation day 21.

Systemic Effects on Parental Generations:

The F0 males showed statistically and biologically significantly decreased mean body weight by ~15% at 1480 ppm when compared with controls. Seven females died or were sacrificed in extremis at 1480 ppm. The F0 female rats in the 495 ppm exposed group had a 13% decrease in body weight gain when adjusted for initial body weight when compared to controls. The F1 parents at 1480 ppm had statistically significantly decreased mean body weights (by ~13% (females) and 22% (males)), and locomotor activity. F1 parents at 1480 ppm had increased ataxia and mortality (six females). Most F2 parents (70/80) exposed to 1480 ppm died within the first week. The remaining animals survived throughout the rest of the exposure period. At week 4 and continuing through the study, F2 parents at 1480 ppm had statistically significant mean body weights much lower than controls (~33% for males; ~28% for females); body weights at 495 ppm were also reduced significantly (by 13% in males and 15% in females). The male rats in the 495 ppm exposed group had a 12% decrease in body weight gain when adjusted for initial body weight when compared to controls. Based on reduced body weight observed, the overall systemic toxicity LOAEC is 495 ppm (2430 mg/m³).

Reproductive Toxicity-Effects on Parental Generations: There were no pathological changes noted in the reproductive organs of any animal of the F0, F1, or F2 generation. No effects were reported on sperm morphology, gestational period, number of implantation sites, or post-implantation loss in any generation. Also, there were no statistically or biologically significant differences in any of the reproductive parameters, including: number of mated females, copulatory index, copulatory interval, number of females delivering a litter, number of females delivering a live litter, or

	<p>male fertility in the F0 or in the F2 generation. Male fertility was statistically significantly reduced at 1480 ppm in the F1 rats. However, male fertility was not affected in the F0 or in the F2 generations; therefore, the biological significance of this change is unknown and may or may not be attributed to the test substance. No reproductive effects were observed in the F0 or F1 dams exposed to 1480 ppm (7265 mg/m3). Due to excessive mortality at the highest concentration (1480 ppm, only six dams available) in the F2 generation, a complete evaluation is precluded. However, no clear signs of reproductive toxicity were observed in the F2 generation. Therefore, the reproductive NOAEC is considered 495 ppm (2430 mg/m3), which excludes analysis of the highest concentration due to excessive mortality.</p> <p>Developmental Toxicity - Effects on Pups: Because of significant maternal toxicity (including mortality) in dams in all generations at the highest concentration (1480 ppm), effects in offspring at 1480 ppm are not reported here. No significant effects were observed in the F1 and F2 generation offspring at 103 or 495 ppm. However, in F3 offspring, body weights and body weight gain were reduced by ~ 10-11% compared with controls at 495 ppm for approximately a week (PND 14 through 21). Maternal body weight was also depressed by ~ 12% throughout the gestational period compared with controls. The overall developmental LOAEC from this study is 495 ppm (2430 mg/m3) based on the body weights reductions observed in the F3 offspring.</p> <p>Conclusion: No effects on reproductive parameters were observed at any exposure concentration, although a confident assessment of the group exposed at the highest concentration was not possible. A potential developmental effect (reduction in mean pup weight and weight gain) was observed at a concentration that was also associated with maternal toxicity.</p> <p>for petroleum:</p> <p>Altered mental state, drowsiness, peripheral motor neuropathy, irreversible brain damage (so-called Petrol Sniffer's Encephalopathy), delirium, seizures, and sudden death have been reported from repeated overexposure to some hydrocarbon solvents, naphthas, and gasoline. This product may contain benzene which is known to cause acute myeloid leukaemia and n-hexane which has been shown to metabolize to compounds which are neuropathic.</p> <p>This product contains toluene. There are indications from animal studies that prolonged exposure to high concentrations of toluene may lead to hearing loss.</p> <p>This product contains ethyl benzene and naphthalene from which there is evidence of tumours in rodents</p> <p>Carcinogenicity: Inhalation exposure to mice causes liver tumours, which are not considered relevant to humans. Inhalation exposure to rats causes kidney tumours which are not considered relevant to humans.</p> <p>Mutagenicity: There is a large database of mutagenicity studies on gasoline and gasoline blending streams, which use a wide variety of endpoints and give predominantly negative results. All in vivo studies in animals and recent studies in exposed humans (e.g. petrol service station attendants) have shown negative results in mutagenicity assays.</p> <p>Reproductive Toxicity: Repeated exposure of pregnant rats to high concentrations of toluene (around or exceeding 1000 ppm) can cause developmental effects, such as lower birth weight and developmental neurotoxicity, on the foetus. However, in a two-generation reproductive study in rats exposed to gasoline vapour condensate, no adverse effects on the foetus were observed.</p> <p>Human Effects: Prolonged/ repeated contact may cause defatting of the skin which can lead to dermatitis and may make the skin more susceptible to irritation and penetration by other materials.</p> <p>Lifetime exposure of rodents to gasoline produces carcinogenicity although the relevance to humans has been questioned. Gasoline induces kidney cancer in male rats as a consequence of accumulation of the alpha2-microglobulin protein in hyaline droplets in the male (but not female) rat kidney. Such abnormal accumulation represents lysosomal overload and leads to chronic renal tubular cell degeneration, accumulation of cell debris, mineralisation of renal medullary tubules and necrosis. A sustained regenerative proliferation occurs in epithelial cells with subsequent neoplastic transformation with continued exposure. The alpha2-microglobulin is produced under the influence of hormonal controls in male rats but not in females and, more importantly, not in humans.</p>
1,2,4-TRIMETHYL BENZENE	CHEMWATCH 2325 1,3,5-trimethylbenzene
1,3,5-TRIMETHYL BENZENE	CHEMWATCH 12171 1,2,4-trimethylbenzene
CUMENE	<p>Cumene is reasonably anticipated to be a human carcinogen based on sufficient evidence of carcinogenicity from studies in experimental animals. Cumene caused tumours at several tissue sites, including lung and liver in mice and kidney in male rats. Several proposed mechanisms of carcinogenesis support the relevance to humans of lung and liver tumours in experimental animals. Specifically, there is evidence that humans and experimental animals metabolise cumene through similar metabolic pathways. There is also evidence that cumene is genotoxic in some tissues, based on findings of DNA damage in rodent lung and liver. Furthermore, mutations of the K-ras oncogene and p53 tumor-suppressor gene observed in cumene-induced lung tumours in mice, along with altered expression of many other genes, resemble molecular alterations found in human lung and other cancers. The relevance of the kidney tumors to cancer in humans is uncertain; there is evidence that a species-specific mechanism not relevant to humans contributes to their induction, but it is possible that other mechanisms relevant to humans, such as genotoxicity, may also contribute to kidney-tumour formation in male rats.</p> <p>For aromatic terpenes:</p> <p>Acute toxicity: Mammalian LD50 for p-cymene have shown it to have low toxic potential. Similar studies with cumene have concurred with these results</p> <p>In general, the studies indicate that p-cymene (p-methylisopropylbenzene) or cumene (isopropylbenzene) is rapidly absorbed by oral or inhalation routes. They undergo oxidation (hydroxylation) of the side chain isopropyl substituent and, in the case of p-cymene, the methyl substituent to yield polar oxygenated metabolites. These metabolites are either excreted unchanged in the urine or undergo Phase II conjugation with glucuronic acid and/or glycine followed by excretion in the urine. Unchanged p-cymene or cumene were not detected in the urine or faeces.</p> <p>Humans (5 males and 5 females/group) exposed to an atmosphere containing 49, 98, or 147 ppm cumene for 7 hours showed 64% absorption at 0.5 hours and 45% at 7 hours. Maximum excretion is observed at 6 to 8 hours and is essentially complete at 48 hours. Approximately 35% of the dose inhaled was excreted as 2-phenyl-2-propanol</p> <p>Repeat Dose Toxicity: Subacute Studies: Groups of 7 to 12 male rats were exposed to 0, 50, or 250 ppm of p-cymene for 6 hours/day, 5 days/week for 4 weeks with an 8-week recovery period. there was no overt toxicity in the treated rats and no effect on body weight or terminal weight of the brain, cerebellum or whole brain. There was also no effect on regional enzyme activities, regional protein synthesis or regional neurotransmitter concentrations.</p> <p>Cumene has been tested by the National Toxicology Program (NTP) in both rats and mice. Animals were exposed to up to 4,000 ppm cumene by whole-body inhalation for 12-13 days over a period of 16-17 days. In rats, all animals died at 4,000 ppm, and about half the animals died at the next exposure concentration (2,000 ppm). Varying degrees of ataxia were reported in surviving rats exposed to 500 to 2,000 ppm cumene. Increased relative liver and kidney weights were reported in rats exposed to cumene. In exposed male rats, hyaline droplets in the renal cortical tubules were reported. At 2,000 ppm, superlative inflammation of the lung was reported in 40% of the rats. In mice, all animals died at the 2 highest exposures (2,000 and 4,000 ppm). At 1,000 ppm, 80% of the female mice died and male mice showed varying degrees of ataxia. Increased relative liver and kidney weights were reported in mice exposed to cumene. Decreased thymus weight was reported in male mice exposed to 1,000 ppm of cumene. No histopathological findings accompanied the organ weight changes. A NOAEL of 1,000 ppm was determined for female rats and male mice and a NOAEL of 500 ppm was determined for female mice based on mortality and histopathological findings.</p> <p>Chronic toxicity: The US EPA concluded that there is some evidence that suggests that cumene is not likely to produce a carcinogenic response (i.e., numerous genotoxic tests, including gene mutation, chromosomal aberration, and primary DNA damage tests, all but one of which were negative or not reproducible) In addition, EPA noted that cumene does not appear to metabolise to highly reactive chemical species and in terms of metabolism, cumene is analogous to methyl benzene for which a 2-year inhalation study was conducted by NTP and no evidence of carcinogenic activity was reported in either rats or mice.</p> <p>Given that the only structural difference between p-cymene and cumene is the presence of a second alkyl substituent (isopropylbenzene versus p-methylisopropylbenzene), similar conclusions can be drawn for p-cymene, particularly since the pharmacokinetic, metabolic and toxicologic data that are available support this conclusion.</p> <p>Reproductive toxicity: Taking into consideration the rapid metabolism and excretion of cumene, the US EPA concluded, "cumene has low potential for reproductive toxicity."</p> <p>Developmental toxicity: Even at maternally toxic concentrations exposure to cumene vapor did not produce developmental toxicity in rats. However the US EPA determined that the changes in gestational parameters of the rabbits, though not significant, were consistent in indicating possible developmental effects and therefore set the NOAEL in rabbits for both developmental and maternal effects at 1,206 ppm and the LOAEL</p>

	<p>at 2,297 ppm, respectively (as reported in EPA, 1997). Since both cumene and p-cymene exhibit such similar pharmacokinetic and metabolic profiles, and show no evidence of toxicity at levels of exposure similar to those experienced by humans, further teratogenic or developmental testing is not recommended</p> <p>Genotoxicity: The genotoxicity database on p-cymene and cumene shows no mutagenic potential in the Ames assay. In cytogenetic assays, there is no evidence of a genotoxic potential in vitro. In whole animals, the genotoxicity results for cumene are mixed showing weakly positive results in micronuclei induction in rats, but no evidence of genotoxicity in mice.</p>
<p>TOLUENE DIISOCYANATE</p>	<p>The material may produce severe irritation to the eye causing pronounced inflammation. Repeated or prolonged exposure to irritants may produce conjunctivitis.</p> <p>The material may produce severe skin irritation after prolonged or repeated exposure, and may produce a contact dermatitis (nonallergic). This form of dermatitis is often characterised by skin redness (erythema) thickening of the epidermis.</p> <p>Histologically there may be intercellular oedema of the spongy layer (spongiosis) and intracellular oedema of the epidermis. Prolonged contact is unlikely, given the severity of response, but repeated exposures may produce severe ulceration.</p>
<p>DI-SEC-OCTYL PHTHALATE</p>	<p>Di-sec-octyl phthalate (DEHP) is not acutely toxic in small laboratory animals via the oral route. The oral LD50 reported for mice is 26.3 g/kg; for rats, it is 33.8 g/kg. No skin irritation or sensitisation potential has been demonstrated in either animals or humans, and the lethal dermal dose in rabbits is about 25 ml/kg. Deaths in rats and chronic diffuse inflammation of the lung in mice exposed to DEHP at unspecified levels have been reported.</p> <p>Long-term dietary toxicity studies in rats, guinea pigs, and dogs have established a no-effect dose level of about 60 mg/kg/day, and no carcinogenic or histologic abnormalities were observed at this level. Higher doses were associated with growth retardation and increased liver and kidney weights but not histologic abnormalities. Metabolic studies have demonstrated that laboratory animals do not appreciably metabolise DEHP. Teratogenicity studies in pregnant rats indicated that fertility is unaffected at doses of 0.1, 0.2, or 0.33 percent of the acute intraperitoneal LD50 dose for rats, although slight effects on embryonic and foetal development were observed in these animals; skeletal deformities were the most common teratogenic effects observed. Mutagenic effects were observed at intravenous doses of one-third, one-half, and two-thirds of the acute LD50; these effects are consistent with DEHP's ability to produce dominant lethal mutations.</p> <p>A study of workers exposed to a mixture of the vapors of diethyl phthalate, dibutyl phthalate, and di-2-ethylhexyl phthalate reported that exposures to 1 to 6 ppm caused no peripheral polyneuritis. However, Russian investigators examined male and female workers exposed to between 1.7 and 66 mg/m³ of various combinations of airborne phthalates (including butyl phthalate, higher aryl phthalates, dioctyl phthalate and others) and noted complaints of pain, numbness, and spasms in the upper and lower extremities after six to seven years of exposure. Polyneuritis was observed in 32 percent of the workers studied, and 78 percent of these workers showed depression of vestibular receptors.</p> <p>The material may produce peroxisome proliferation. Peroxisomes are single, membrane limited, cytoplasmic organelles that are found in the cells of animals, plants, fungi and protozoa. Peroxisome proliferators include certain hypolipidaemic drugs, phthalate ester plasticisers, industrial solvents, herbicides, food flavours, leukotriene D4 antagonists and hormones. Numerous studies in rats and mice have demonstrated the hepatocarcinogenic effects of peroxisome proliferators, and these compounds have been unequivocally established as carcinogens. However it is generally conceded that compounds inducing proliferation in rats and mice have little, if any, effect on human liver except at very high doses or extreme conditions of exposure.</p> <p>The material may cause skin irritation after prolonged or repeated exposure and may produce a contact dermatitis (nonallergic). This form of dermatitis is often characterised by skin redness (erythema) and swelling epidermis. Histologically there may be intercellular oedema of the spongy layer (spongiosis) and intracellular oedema of the epidermis.</p> <p>Transitional Phthalate Esters: produced from alcohols with straight-chain carbon backbones of C4 to C6. This subcategory also includes a phthalate produced from benzyl alcohol as one ester group with the second ester composed of an alkyl group with a C5 carbon backbone and butyrate group. Phthalate esters containing >10% C4 to C6 molecules were conservatively included in this subcategory. Branched C7 and C8 isomers (di-iso-heptyl, di-iso-octyl and diethylhexyl phthalates) in contrast to linear dihexyl and dioctyl phthalate are members of this family. Transitional phthalates have varied uses, but are largely used as plasticisers for PVC. Physicochemical properties also vary in that the lower molecular weight transitional phthalates are more water-soluble than higher molecular weight transitional phthalates, but none would be characterised as highly water soluble. Transitional phthalates have lower water solubility than the low molecular weight phthalates and except for butylbenzyl phthalate (BBP), existing data suggest they do not exhibit acute or chronic aquatic toxicity. What distinguishes some of the transitional phthalates from others is their greater mammalian toxicity potential, particularly with regard to reproductive and developmental effects, compared to either the low or high molecular weight phthalate subcategories.</p> <p>Acute Toxicity. The available data on phthalates spanning the carbon range from C4 to C6 indicate that phthalate esters in the transitional subcategory are minimally toxic by acute oral and dermal administration. The oral LD50 value for BBP exceeds 2 g/kg, and for materials with higher molecular weights, the LD50 values exceed the maximum amounts which can be administered to the animals in a manner consistent with the principles of responsible animal use.</p> <p>One member of this subcategory, diethylhexyl phthalate (DEHP), has been tested for acute inhalation toxicity. It did not cause an effect at the highest concentration tested. Further, considering the low volatility of these substances, inhalation exposure at toxicologically significant levels is not anticipated.</p> <p>Repeated Dose Toxicity. Several substances in the C4 to C6 range, including BBP, have been tested for repeated dose toxicity in studies ranging from 3 weeks to 2 years. The principal effects found in these studies were those associated with peroxisome proliferation including liver enlargement and induction of peroxisomal enzymes. As shown in a comparative study of liver effects, the strongest inducers of peroxisome proliferation are diisononyl phthalate (DINP) and di-iso-decyl phthalate (DIDP) with substances of shorter chain length (e.g., BBP) showing much less pronounced effects. Thus it is reasonable to conclude that other members of this subcategory would show effects similar to BBP and less pronounced than DINP or DIDP. It should also be noted that the relevance of these findings to human health is, at best, questionable. It has been shown that these effects are mediated through the peroxisome proliferation-activated receptor alpha (PPARα) and that levels of PPARα are much higher in rodents than they are in humans. Thus one would expect humans to be substantially less responsive than rodents to peroxisome proliferating agents. Empirical evidence that this is true is provided by studies in primates in which repeated administration of DINP had no effects on liver, kidney or testicular parameters.</p> <p>Several of the substances in the transitional phthalate esters subcategory, however, have been shown to produce testicular atrophy when given to juvenile rats at high levels. Testicular atrophy has been associated with BBP and other substances with C4 to C6 linear carbon chains. However, molecules with fewer than 4 or more than 6 carbons did not produce testicular atrophy in these studies. Although the relevance of these data are uncertain, as the testes is not a target organ for diethylhexyl phthalate (DEHP) in primates, these data do provide one of the distinguishing toxicological characteristics of this subcategory and are one of the underlying reasons supporting the differentiation of phthalate esters on the basis of length of the linear region of the carbon chain.</p> <p>Genetic Toxicity (Salmonella). A number of the substances in this subcategory including the reference substance BBP has been assessed in the Salmonella and mouse lymphoma assays. All of these substances were inactive in these assays.</p> <p>Chromosomal Aberrations. BBP and dihexyl phthalate (DHP) were inactive in micronucleus assays in mice. DEHP was inactive in a cytogenetics assay in rat bone marrow. Diisoheptyl phthalate was inactive in CHO cells, in vitro.</p> <p>Reproductive toxicity: A series of studies assessed the structure-activity relationship of the effects of phthalate esters on fertility using a continuous breeding protocol. The test substances included in these studies were diethyl-, dipropyl-, dibutyl-, dipentyl-, d-n-hexyl-, di-2(ethylhexyl)-, and di-n-octyl phthalates. The most profound effects were on fertility (i.e., number of females delivering/ number mated) and number of live births. The substance showing the greatest activity was DEHP which produced effects at dietary levels of 0.1% with a no effect level of 0.01%. The next most active compounds were di-n-hexyl- and di-n-pentyl phthalate which showed effects in the range of 0.3 to 0.5%; no effect levels were not experimentally defined. Dipropyl phthalate had an effect on live birth index at 2.5% but produced no effects at 1.25%. Diethyl phthalate and di-n-octyl phthalate were inactive at the highest levels tested, 2.5% and 5.0%, respectively. These data demonstrated that molecules with linear alkyl chains of 4 to 6 carbons profoundly affect fertility in rodents, with DEHP being the most active. Molecules with longer or shorter side chains are essentially inactive in these assays. These data were also a basis for the separation of phthalates into three categories based on length of side chain.</p> <p>In addition to these data there are reproductive toxicity studies on BBP and DEHP.</p> <p>A 2-generation reproductive study was conducted in rats in which BBP was administered via the diet. Parental effects were limited to changes in</p>

	<p>body weight, weight gain, and increased absolute and relative liver weights. In the F1 parents, treatment with BBP affected mating and fertility indices and sperm number and motility. The F1 male offspring exhibited shortened anogenital distance, delayed acquisition of puberty and retention of nipples and areolae as well as reproductive effects. The NOAEL of the study was reported to be 3750 mg/ kg for reproductive effects. However, for male F1 and F2 offspring, the NOEL for reproductive effects was reported to be 50 mg/ kg based on reductions in anogenital distance. These studies along with previous data provide a good basis to assess the reproductive effects of C4 to C6 phthalate esters. Although several substances (diheptyl, heptyl nonyl, heptyl undecyl) have ester side chain constituents that predominately fall in the high molecular weight subcategory, these substances are conservatively assumed to exhibit reproductive effects similar to other transitional phthalates .</p> <p>Developmental toxicity: There have been extensive studies of the developmental toxicity of BBP and DEHP. These substances produce structural malformations and also affect male reproductive development. No effect levels are in the range of 50 to 300 mg/ kg bw/ day. There is also an unpublished developmental toxicity study of di-isoheptyl phthalate (DIHP). The results of these studies are broadly consistent with the structure-activity relationships previously described, i.e., that phthalate esters with linear carbon chains of C4 to C6 carbons produce much more profound effects that either shorter or longer molecules.</p> <p>Phthalate esters with >10% C4 to C6 isomers were conservatively placed in the transitional subcategory. This conclusion is supported by developmental test data on "711P" (which showed structural malformations in rats at 1000 mg/ kg/ day with a NOAEL of 200 mg/ kg/ day . "711P" is an equal composition mixture of six phthalate esters consisting of linear and methyl-branched C7, C9, and C11 ester side chains. This test substance is considered by EPA under the following CAS Numbers.: 68515-44-6 (di C7), 68515-45-7 (di C9), 3648-20-2 (di C1 I), 111381-89-6 (C7, C9), 111381-90-9 (C7, C11), and 111381-91-0 (C9, C11). The overall content of C4 to C6 isomers in "71 1P" is approximately 10%, based on the contribution from methyl-branched C7 isomers e.g., di C7 (30% C4-C6); C7, C9 (15% C4-C6); and C7, C11 (15 % C4-C6). Test data on 711P were used selectively as read-across data to the C7-containing substances in the mixture, based on the C4 to C6 content of each substance in the mixture.</p> <p>NOTE: Substance has been shown to be mutagenic in at least one assay, or belongs to a family of chemicals producing damage or change to cellular DNA.</p> <p>Oral (rat) NOAEL: 28.9-36.1 mg/kg/day Gastrointestinal changes, respiratory system changes, somnolence, haemorrhage, necrotic changes in GI tract, lowered blood pressure, liver, endocrine tumours, foetotoxicity, paternal effects, maternal effects, specific developmental abnormalities (hepatobiliary system, musculoskeletal system, cardiovascular system, urogenital system, central nervous system, eye/ear), foetolethality recorded.</p>
<p>POLYMERIC DIPHENYLMETHANE DIISOCYANATE</p>	<p>product</p> <p>The material may produce moderate eye irritation leading to inflammation. Repeated or prolonged exposure to irritants may produce conjunctivitis.</p> <p>The substance is classified by IARC as Group 3: NOT classifiable as to its carcinogenicity to humans.</p> <p>Evidence of carcinogenicity may be inadequate or limited in animal testing.</p>
<p>P-TOLUENESULFONYL ISOCYANATE</p>	<p>for p-toluenesulfonyl isocyanate</p> <p>The acute oral toxicity (LD50) of PTSl is 2600 mg/kg. Based on the rapid hydrolysis of PTSl to PTSA (and carbon dioxide), repeated dose, reproductive, and developmental toxicity, as well as genotoxicity are best described by PTSA.</p> <p>.</p> <p>for p-toluenesulfonamide (PTSA):</p> <p>PTSA was studied for oral toxicity in rats in a single dose toxicity test at doses of 889, 1333, 2000 and 3000 mg/kg in females and 2000 mg/kg in males, and in an OECD combined repeat dose and reproductive/developmental toxicity screening test at doses of 0, 120, 300 and 750 mg/kg/day in both sexes .PTSA was also tested for mutagenicity with assays for reverse mutation in bacteria and chromosomal aberrations in cultured Chinese hamster (CHL) cells. The single dose toxicity test revealed LD50 values of above 2000 mg/kg for both sexes.</p> <p>For repeat dose toxicity caused, daily administration of 300 mg/kg or more in males and females displayed an increase in salivation and a reduction in body weight gain, as well as a suppression of food consumption. No compound-related deaths were observed. Haematuria was observed within 3 days administration of 750 mg/kg in 4/13 males. Hematological examination and blood chemistry measurements in males showed a decrease in white blood cell count with an increase in lymphocyte count, increases in blood urea nitrogen and chloride, and slight elevation in GOT in medium and high dose groups and a decrease in potassium concentration, and increased GPT levels in the high dose group. Histopathological examination showed cytoplasmic changes in the epithelium of the urinary bladder in both sexes and an accelerated involution in the thymus especially in females. Signs of toxicity, such as salivation and urinary bladder changes, were observed in animals given 120 mg/kg and above. The NOEL for repeat dose toxicity was less than 120 mg/kg/day. For reproductive/developmental toxicity, females given 750 mg/kg/day demonstrated possible delivery or lactation state dysfunction and developmental suppression of embryos. NOELs for reproductive performance and offspring development were both 300 mg/kg/day. No teratogenic effects were observed.</p> <p>The mutagenicity tests performed were all negative. PTSA was not mutagenic for bacteria either with or without an exogenous metabolic activation system up to 5000 ug/plate. No chromosomal aberrations or polyploidy were induced in CHL cells up to 1.7 mg/ml with metabolic activation and 1.3 mg/ml without metabolic activation.</p>
<p>NAPHTHA PETROLEUM, LIGHT AROMATIC SOLVENT & 1,2,4-TRIMETHYL BENZENE & 1,3,5-TRIMETHYL BENZENE</p>	<p>For trimethylbenzenes:</p> <p>Absorption of 1,2,4-trimethylbenzene occurs after oral, inhalation, or dermal exposure. Occupationally, inhalation and dermal exposures are the most important routes of absorption although systemic intoxication from dermal absorption is not likely to occur due to the dermal irritation caused by the chemical prompting quick removal. Following oral administration of the chemical to rats, 62.6% of the dose was recovered as urinary metabolites indicating substantial absorption . 1,2,4-Trimethylbenzene is lipophilic and may accumulate in fat and fatty tissues. In the blood stream, approximately 85% of the chemical is bound to red blood cells Metabolism occurs by side-chain oxidation to form alcohols and carboxylic acids which are then conjugated with glucuronic acid, glycine, or sulfates for urinary excretion . After a single oral dose to rats of 1200 mg/kg, urinary metabolites consisted of approximately 43.2% glycine, 6.6% glucuronic, and 12.9% sulfuric acid conjugates . The two principle metabolites excreted by rabbits after oral administration of 438 mg/kg/day for 5 days were 2,4-dimethylbenzoic acid and 3,4-dimethylhippuric acid . The major routes of excretion of 1,2,4-trimethyl- benzene are exhalation of parent compound and elimination of urinary metabolites. Half-times for urinary metabolites were reported as 9.5 hours for glycine, 22.9 hours for glucuronide, and 37.6 hours for sulfuric acid conjugates.</p> <p>Acute Toxicity Direct contact with liquid 1,2,4-trimethylbenzene is irritating to the skin and breathing the vapor is irritating to the respiratory tract causing pneumonitis. Breathing high concentrations of the chemical vapor causes headache, fatigue, and drowsiness. In humans liquid 1,2,4-trimethylbenzene is irritating to the skin and inhalation of vapor causes chemical pneumonitis . High concentrations of vapor (5000-9000 ppm) cause headache, fatigue, and drowsiness . The concentration of 5000 ppm is roughly equivalent to a total of 221 mg/kg assuming a 30 minute exposure period (see end note 1). 2. Animals - Mice exposed to 8130-9140 ppm 1,2,4-trimethylbenzene (no duration given) had loss of righting response and loss of reflexes Direct dermal contact with the chemical (no species given) causes vasodilation, erythema, and irritation (U.S. EPA). Seven of 10 rats died after an oral dose of 2.5 mL of a mixture of trimethylbenzenes in olive oil (average dose approximately 4.4 g/kg) . Rats and mice were exposed by inhalation to a coal tar distillate containing about 70% 1,3,5- and 1,2,4-trimethylbenzene; no pathological changes were noted in either species after exposure to 1800-2000 ppm for up to 48 continuous hours, or in rats after 14 exposures of 8 hours each at the same exposure levels . No effects were reported for rats exposed to a mixture of trimethyl- benzenes at 1700 ppm for 10 to 21 days</p> <p>Neurotoxicity 1,2,4-Trimethylbenzene depresses the central nervous system. Exposure to solvent mixtures containing the chemical causes headache, fatigue, nervousness, and drowsiness. Occupationally, workers exposed to a solvent containing 50% 1,2,4-trimethylbenzene had nervousness, headaches, drowsiness, and vertigo (U.S. EPA). Headache, fatigue, and drowsiness were reported for workers exposed (no dose given) to paint thinner containing 80% 1,2,4- and 1,3,5-trimethylbenzenes</p> <p>Results of the developmental toxicity study indicate that the C9 fraction caused adverse neurological effects at the highest dose (1500 ppm) tested.</p> <p>Subchronic/Chronic Toxicity Long-term exposure to solvents containing 1,2,4-trimethylbenzene may cause nervousness, tension, and bronchitis. Painters that worked for several years with a solvent containing 50% 1,2,4- and 30% 1,3,5-trimethylbenzene showed nervousness, tension and anxiety, asthmatic bronchitis, anemia, and alterations in blood clotting; haematological effects may have been due to trace amounts of benzene</p>

	<p>Rats given 1,2,4-trimethylbenzene orally at doses of 0.5 or 2.0 g/kg/day, 5 days/week for 4 weeks. All rats exposed to the high dose died and 1 rat in the low dose died (no times given); no other effects were reported. Rats exposed by inhalation to 1700 ppm of a trimethylbenzene isomeric mixture for 4 months had decreased weight gain, lymphopenia and neutrophilia .</p> <p>Genotoxicity: Results of mutagenicity testing, indicate that the C9 fraction does not induce gene mutations in prokaryotes (Salmonella typhimurium/mammalian microsome assay); or in mammalian cells in culture (in Chinese hamster ovary cells with and without activation). The C9 fraction does not induce chromosome mutations in Chinese hamster ovary cells with and without activation; does not induce chromosome aberrations in the bone marrow of Sprague-Dawley rats exposed by inhalation (6 hours/day for 5 days); and does not induce sister chromatid exchange in Chinese hamster ovary cells with and without activation.</p> <p>Developmental/Reproductive Toxicity: A three-generation reproductive study on the C9 fraction was conducted CD rats (30/sex/group) were exposed by inhalation to the C9 fraction at concentrations of 0, 100, 500, or 1500 ppm (0, 100, 500, or 1500 mg/kg/day) for 6 hours/day, 5 days/week. There was evidence of parental and reproductive toxicity at all dose levels. Indicators of parental toxicity included reduced body weights, increased salivation, hunched posture, aggressive behavior, and death. Indicators of adverse reproductive system effects included reduced litter size and reduced pup body weight. The LOEL was 100 ppm; a no-observed-effect level was not established. Developmental toxicity, including possible developmental neurotoxicity, was evident in rats in a 3-generation reproductive study. No effects on fecundity or fertility occurred in rats treated dermally with up to 0.3 mL/rat/day of a mixture of trimethylbenzenes, 4-6 hours/day, 5 days/week over one generation.</p>
1,2,4-TRIMETHYL BENZENE & 1,3,5-TRIMETHYL BENZENE	Other Toxicity data is available for CHEMWATCH 12172 1,2,3-trimethylbenzene
1,2,4-TRIMETHYL BENZENE & 1,3,5-TRIMETHYL BENZENE & CUMENE & TOLUENE DIISOCYANATE & POLYMERIC DIPHENYLMETHANE DIISOCYANATE & P-TOLUENESULFONYL ISOCYANATE	<p>Asthma-like symptoms may continue for months or even years after exposure to the material ceases. This may be due to a non-allergic condition known as reactive airways dysfunction syndrome (RADS) which can occur following exposure to high levels of highly irritating compound. Key criteria for the diagnosis of RADS include the absence of preceding respiratory disease, in a non-atopic individual, with abrupt onset of persistent asthma-like symptoms within minutes to hours of a documented exposure to the irritant. A reversible airflow pattern, on spirometry, with the presence of moderate to severe bronchial hyperreactivity on methacholine challenge testing and the lack of minimal lymphocytic inflammation, without eosinophilia, have also been included in the criteria for diagnosis of RADS. RADS (or asthma) following an irritating inhalation is an infrequent disorder with rates related to the concentration of and duration of exposure to the irritating substance. Industrial bronchitis, on the other hand, is a disorder that occurs as result of exposure due to high concentrations of irritating substance (often particulate in nature) and is completely reversible after exposure ceases. The disorder is characterised by dyspnea, cough and mucus production.</p>
1,3,5-TRIMETHYL BENZENE & DI-SEC-OCTYL PHTHALATE	The material may be irritating to the eye, with prolonged contact causing inflammation. Repeated or prolonged exposure to irritants may produce conjunctivitis.
1,3,5-TRIMETHYL BENZENE & CUMENE	The material may cause skin irritation after prolonged or repeated exposure and may produce a contact dermatitis (nonallergic). This form of dermatitis is often characterised by skin redness (erythema) and swelling the epidermis. Histologically there may be intercellular oedema of the spongy layer (spongiosis) and intracellular oedema of the epidermis.
CUMENE & DI-SEC-OCTYL PHTHALATE	<p>Tenth Annual Report on Carcinogens: Substance anticipated to be Carcinogen [National Toxicology Program: U.S. Dep. of Health & Human Services 2002]</p> <p>WARNING: This substance has been classified by the IARC as Group 2B: Possibly Carcinogenic to Humans.</p>
TOLUENE DIISOCYANATE & POLYMERIC DIPHENYLMETHANE DIISOCYANATE	<p>The following information refers to contact allergens as a group and may not be specific to this product. Contact allergies quickly manifest themselves as contact eczema, more rarely as urticaria or Quincke's oedema. The pathogenesis of contact eczema involves a cell-mediated (T lymphocytes) immune reaction of the delayed type. Other allergic skin reactions, e.g. contact urticaria, involve antibody-mediated immune reactions. The significance of the contact allergen is not simply determined by its sensitisation potential: the distribution of the substance and the opportunities for contact with it are equally important. A weakly sensitising substance which is widely distributed can be a more important allergen than one with stronger sensitising potential with which few individuals come into contact. From a clinical point of view, substances are noteworthy if they produce an allergic test reaction in more than 1% of the persons tested.</p> <p>for diisocyanates:</p> <p>In general, there appears to be little or no difference between aromatic and aliphatic diisocyanates as toxicants. In addition, there are insufficient data available to make any major distinctions between polymeric (<1000 MW) and monomeric diisocyanates. Based on repeated dose studies in animals by the inhalation route, both aromatic and aliphatic diisocyanates appear to be of high concern for pulmonary toxicity at low exposure levels. Based upon a very limited data set, it appears that diisocyanate prepolymers exhibit the same respiratory tract effects as the monomers in repeated dose studies. There is also evidence that both aromatic and aliphatic diisocyanates are acutely toxic via the inhalation route. Most members of the diisocyanate category have not been tested for carcinogenic potential. Though the aromatic diisocyanates tested positive and the one aliphatic diisocyanate tested negative in one species, it is premature to make any generalizations about the carcinogenic potential of aromatic versus aliphatic diisocyanates. In the absence of more human data, it would be prudent at this time to assume that both aromatic and aliphatic diisocyanates are respiratory sensitizers. Diisocyanates are moderate to strong dermal sensitizers in animal studies. Skin irritation studies performed on rabbits and guinea pigs indicate no difference in the effects of aromatic versus aliphatic diisocyanates. For monomers, effects on the respiratory tract (lungs and nasal cavities) were observed in animal studies at exposure concentrations of less than 0.005 mg/L. The experimental animal data available on prepolymeric diisocyanates show similar adverse effects at levels that range from 0.002 mg/L to 0.026 mg/L.</p> <p>There is also evidence that both aromatic and aliphatic diisocyanates are acutely toxic via the inhalation route</p> <p>Oncogenicity: Most members of the diisocyanate category have not been tested for carcinogenic potential. Commercially available Poly-MDI was tested in a 2-year inhalation study in rats. The tested material contained 47% aromatic 4,4'-methylenediphenyl diisocyanate (MDI) and 53% higher molecular weight oligomers. Interim sacrifices at one year showed that males and females in the highest dose group (6 mg/m³) had treatment related histological changes in the nasal cavity, lungs and mediastinal lymph nodes. The incidence and severity of degeneration and basal cell hyperplasia of the olfactory epithelium and Bowman's gland hyperplasia were increased in males at the mid and high doses and in females at the high dose following the two year exposure period. Pulmonary adenomas were found in 6 males and 2 females, and pulmonary adenocarcinoma in one male in the high dose group. However, aliphatic hexamethylene diisocyanate (HDI) was found not to be carcinogenic in a two year repeated dose study in rats by the inhalation route. HDI has not been tested in mice by the inhalation route.</p> <p>Though the oral route is not an expected route of exposure to humans, it should be noted that in two year repeated dose studies by the oral route, aromatic toluene diisocyanate (TDI) and 3,3'-dimethoxy-benzidine-4,4'-diisocyanate (dianisidine diisocyanate, DADI) were found to be carcinogenic in rodents. TDI induced a statistically significant increase in the incidence of liver tumors in rats and mice as well as dose-related hemangiosarcomas of the circulatory system and has been classified by the Agency as a B2 carcinogen. DADI was found to be carcinogenic in rats, but not in mice, with a statistically increase in the incidence of pancreatic tumors observed.</p> <p>Respiratory and Dermal Sensitization: Based on the available toxicity data in animals and epidemiologic studies of humans, aromatic diisocyanates such as TDI and MDI are strong respiratory sensitizers. Aliphatic diisocyanates are generally not active in animal models for respiratory sensitization. However, HDI and possibly isophorone diisocyanate (IPDI), are reported to be associated with respiratory sensitization in humans. Symptoms resulting from occupational exposure to HDI include shortness of breath, increased bronchoconstriction reaction to histamine challenges, asthmatic reactions, wheezing and coughing. Two case reports of human exposure to IPDI by inhalation suggest IPDI is a respiratory sensitiser in humans. In view of the information from case reports in humans, it would be prudent at this time to assume that both aromatic and aliphatic diisocyanates are respiratory sensitizers. Studies in both human and mice using TDI, HDI, MDI and dicyclohexylmethane-4,4'-diisocyanate (HMDI) suggest cross-reactivity with the other diisocyanates, irrespective of whether the challenge compound was an aliphatic or aromatic diisocyanate. Diisocyanates are moderate to strong dermal sensitizers in animal studies. There seems to be little or no difference in the level of reactivity between aromatic and aliphatic diisocyanates.</p> <p>Dermal Irritation: Skin irritation studies performed on rabbits and guinea pigs indicate no difference in the effects of aromatic versus aliphatic diisocyanates. The level of irritation ranged from slightly to severely irritating to the skin. One chemical, hydrogenated MDI (1,1-methylenedi-</p>

Duram Multiseal

	4-isocyanatocyclohexane), was found to be corrosive to the skin in guinea pigs.
TOLUENE DIISOCYANATE & POLYMERIC DIPHENYLMETHANE DIISOCYANATE & P-TOLUENESULFONYL ISOCYANATE	<p>Allergic reactions which develop in the respiratory passages as bronchial asthma or rhinoconjunctivitis, are mostly the result of reactions of the allergen with specific antibodies of the IgE class and belong in their reaction rates to the manifestation of the immediate type. In addition to the allergen-specific potential for causing respiratory sensitisation, the amount of the allergen, the exposure period and the genetically determined disposition of the exposed person are likely to be decisive. Factors which increase the sensitivity of the mucosa may play a role in predisposing a person to allergy. They may be genetically determined or acquired, for example, during infections or exposure to irritant substances. Immunologically the low molecular weight substances become complete allergens in the organism either by binding to peptides or proteins (haptens) or after metabolism (prohaptens).</p> <p>Particular attention is drawn to so-called atopic diathesis which is characterised by an increased susceptibility to allergic rhinitis, allergic bronchial asthma and atopic eczema (neurodermatitis) which is associated with increased IgE synthesis.</p> <p>Exogenous allergic alveolitis is induced essentially by allergen specific immune-complexes of the IgG type; cell-mediated reactions (T lymphocytes) may be involved. Such allergy is of the delayed type with onset up to four hours following exposure.</p> <p>Isocyanate vapours/mists are irritating to the upper respiratory tract and lungs; the response may be severe enough to produce bronchitis with wheezing, gasping and severe distress, even sudden loss of consciousness, and pulmonary oedema. Possible neurological symptoms arising from isocyanate exposure include headache, insomnia, euphoria, ataxia, anxiety neurosis, depression and paranoia. Gastrointestinal disturbances are characterised by nausea and vomiting. Pulmonary sensitisation may produce asthmatic reactions ranging from minor breathing difficulties to severe allergic attacks; this may occur following a single acute exposure or may develop without warning after a period of tolerance. A respiratory response may occur following minor skin contact. Skin sensitisation is possible and may result in allergic dermatitis responses including rash, itching, hives and swelling of extremities.</p> <p>Isocyanate-containing vapours/ mists may cause inflammation of eyes and nasal passages.</p> <p>Onset of symptoms may be immediate or delayed for several hours after exposure. Sensitised people can react to very low levels of airborne isocyanates. Unprotected or sensitised persons should not be allowed to work in situations allowing exposure to this material.</p>

Acute Toxicity	✔	Carcinogenicity	✘
Skin Irritation/Corrosion	✔	Reproductivity	✔
Serious Eye Damage/Irritation	✔	STOT - Single Exposure	✔
Respiratory or Skin sensitisation	✘	STOT - Repeated Exposure	✘
Mutagenicity	✘	Aspiration Hazard	✔

Legend: ✘ – Data either not available or does not fill the criteria for classification
✔ – Data available to make classification

SECTION 12 Ecological information

Toxicity

	Endpoint	Test Duration (hr)	Species	Value	Source
Duram Multiseal	Not Available	Not Available	Not Available	Not Available	Not Available
naphtha petroleum, light aromatic solvent	NOEC(ECx)	72h	Algae or other aquatic plants	1mg/l	1
	EC50	72h	Algae or other aquatic plants	19mg/l	1
	EC50	48h	Crustacea	6.14mg/l	1
	EC50	96h	Algae or other aquatic plants	64mg/l	2
1,2,4-trimethyl benzene	BCF	1344h	Fish	31-207	7
	EC50(ECx)	96h	Algae or other aquatic plants	2.356mg/l	2
	LC50	96h	Fish	3.41mg/l	2
	EC50	96h	Algae or other aquatic plants	2.356mg/l	2
	EC50	48h	Crustacea	ca.6.14mg/l	1
1,3,5-trimethyl benzene	LC50	96h	Fish	5.216mg/l	2
	EC50	48h	Crustacea	13mg/L	5
	BCF	1680h	Fish	23-342	7
	NOEC(ECx)	384h	Crustacea	0.257mg/l	2
	EC50	96h	Algae or other aquatic plants	3.084mg/l	2
cumene	NOEC(ECx)	96h	Crustacea	0.4mg/l	1
	EC50	72h	Algae or other aquatic plants	1.29mg/l	2
	LC50	96h	Fish	2.7mg/l	2
	EC50	48h	Crustacea	4mg/l	1
toluene diisocyanate	LC50	96h	Fish	~0.4mg/l	2
	EC50	48h	Crustacea	12.5mg/l	1
	NOEC(ECx)	504h	Crustacea	>=0.5mg/l	1

Continued...

Duram Multiseal

	EC50	96h	Algae or other aquatic plants	3230mg/l	1
di-sec-octyl phthalate	Endpoint	Test Duration (hr)	Species	Value	Source
	ErC50	72h	Algae or other aquatic plants	>130mg/l	1
	EC50	72h	Algae or other aquatic plants	>130mg/l	1
	EC50	48h	Crustacea	>0.16mg/l	1
	LC50	96h	Fish	>0.16mg/l	2
	BCF	1344h	Fish	<0.7-29.7	7
	NOEC(ECx)	1680h	Fish	0.007mg/l	1
EC50	96h	Algae or other aquatic plants	>0.1mg/l	1	
polymeric diphenylmethane diisocyanate	Endpoint	Test Duration (hr)	Species	Value	Source
	Not Available	Not Available	Not Available	Not Available	Not Available
p-toluenesulfonyl isocyanate	Endpoint	Test Duration (hr)	Species	Value	Source
	NOEC(ECx)	72h	Algae or other aquatic plants	10mg/l	2
	EC50	72h	Algae or other aquatic plants	25mg/l	2
	LC50	96h	Fish	>45mg/l	2
EC50	48h	Crustacea	>100mg/l	2	

Legend: Extracted from 1. IUCLID Toxicity Data 2. Europe ECHA Registered Substances - Ecotoxicological Information - Aquatic Toxicity 3. EPIWIN Suite V3.12 (QSAR) - Aquatic Toxicity Data (Estimated) 4. US EPA, Ecotox database - Aquatic Toxicity Data 5. ECETOC Aquatic Hazard Assessment Data 6. NITE (Japan) - Bioconcentration Data 7. METI (Japan) - Bioconcentration Data 8. Vendor Data

Toxic to aquatic organisms, may cause long-term adverse effects in the aquatic environment.
DO NOT discharge into sewer or waterways.

Persistence and degradability

Ingredient	Persistence: Water/Soil	Persistence: Air
1,2,4-trimethyl benzene	LOW (Half-life = 56 days)	LOW (Half-life = 0.67 days)
1,3,5-trimethyl benzene	HIGH	HIGH
cumene	HIGH	HIGH
toluene diisocyanate	LOW (Half-life = 1 days)	LOW (Half-life = 0.13 days)
di-sec-octyl phthalate	HIGH (Half-life = 389 days)	LOW (Half-life = 1.21 days)
p-toluenesulfonyl isocyanate	HIGH	HIGH

Bioaccumulative potential

Ingredient	Bioaccumulation
1,2,4-trimethyl benzene	LOW (BCF = 275)
1,3,5-trimethyl benzene	LOW (BCF = 342)
cumene	LOW (BCF = 35.5)
toluene diisocyanate	LOW (BCF = 5)
di-sec-octyl phthalate	HIGH (BCF = 24500)
p-toluenesulfonyl isocyanate	LOW (LogKOW = 2.3424)

Mobility in soil

Ingredient	Mobility
1,2,4-trimethyl benzene	LOW (KOC = 717.6)
1,3,5-trimethyl benzene	LOW (KOC = 703)
cumene	LOW (KOC = 817.2)
toluene diisocyanate	LOW (KOC = 9114)
di-sec-octyl phthalate	LOW (KOC = 165400)
p-toluenesulfonyl isocyanate	LOW (KOC = 882.1)

SECTION 13 Disposal considerations

Waste treatment methods

Product / Packaging disposal	<ul style="list-style-type: none"> ▶ Containers may still present a chemical hazard/ danger when empty. ▶ Return to supplier for reuse/ recycling if possible. <p>Otherwise:</p> <ul style="list-style-type: none"> ▶ If container can not be cleaned sufficiently well to ensure that residuals do not remain or if the container cannot be used to store the same product, then puncture containers, to prevent re-use, and bury at an authorised landfill. ▶ Where possible retain label warnings and SDS and observe all notices pertaining to the product. ▶ DO NOT allow wash water from cleaning or process equipment to enter drains.
-------------------------------------	---



Continued...

Duram Multiseal

	<ul style="list-style-type: none"> ▶ It may be necessary to collect all wash water for treatment before disposal. ▶ In all cases disposal to sewer may be subject to local laws and regulations and these should be considered first. ▶ Where in doubt contact the responsible authority. ▶ Recycle wherever possible. ▶ Consult manufacturer for recycling options or consult local or regional waste management authority for disposal if no suitable treatment or disposal facility can be identified. ▶ Dispose of by: burial in a land-fill specifically licensed to accept chemical and / or pharmaceutical wastes or Incineration in a licensed apparatus (after admixture with suitable combustible material). ▶ Decontaminate empty containers. Observe all label safeguards until containers are cleaned and destroyed.
--	--

SECTION 14 Transport information

Labels Required

	
Marine Pollutant	
HAZCHEM	*3Y

Land transport (ADG)

UN number	1263	
UN proper shipping name	PAINT (including paint, lacquer, enamel, stain, shellac, varnish, polish, liquid filler and liquid lacquer base) or PAINT RELATED MATERIAL (including paint thinning or reducing compound)	
Transport hazard class(es)	Class	3
	Subrisk	Not Applicable
Packing group	III	
Environmental hazard	Environmentally hazardous	
Special precautions for user	Special provisions	163 223 367
	Limited quantity	5 L

Air transport (ICAO-IATA / DGR)

UN number	1263	
UN proper shipping name	Paint (including paint, lacquer, enamel, stain, shellac, varnish, polish, liquid filler and liquid lacquer base); Paint related material (including paint thinning or reducing compounds)	
Transport hazard class(es)	ICAO/IATA Class	3
	ICAO / IATA Subrisk	Not Applicable
	ERG Code	3L
Packing group	III	
Environmental hazard	Environmentally hazardous	
Special precautions for user	Special provisions	A3 A72 A192
	Cargo Only Packing Instructions	366
	Cargo Only Maximum Qty / Pack	220 L
	Passenger and Cargo Packing Instructions	355
	Passenger and Cargo Maximum Qty / Pack	60 L
	Passenger and Cargo Limited Quantity Packing Instructions	Y344
	Passenger and Cargo Limited Maximum Qty / Pack	10 L

Sea transport (IMDG-Code / GGVSee)

UN number	1263	
UN proper shipping name	PAINT (including paint, lacquer, enamel, stain, shellac, varnish, polish, liquid filler and liquid lacquer base) or PAINT RELATED MATERIAL (including paint thinning or reducing compound)	
Transport hazard class(es)	IMDG Class	3
	IMDG Subrisk	Not Applicable
Packing group	III	
Environmental hazard	Marine Pollutant	

Special precautions for user	EMS Number	F-E , S-E
	Special provisions	163 223 367 955
	Limited Quantities	5 L

Transport in bulk according to Annex II of MARPOL and the IBC code

Not Applicable

Transport in bulk in accordance with MARPOL Annex V and the IMSBC Code

Product name	Group
naphtha petroleum, light aromatic solvent	Not Available
1,2,4-trimethyl benzene	Not Available
1,3,5-trimethyl benzene	Not Available
cumene	Not Available
toluene diisocyanate	Not Available
di-sec-octyl phthalate	Not Available
polymeric diphenylmethane diisocyanate	Not Available
p-toluenesulfonyl isocyanate	Not Available

Transport in bulk in accordance with the ICG Code

Product name	Ship Type
naphtha petroleum, light aromatic solvent	Not Available
1,2,4-trimethyl benzene	Not Available
1,3,5-trimethyl benzene	Not Available
cumene	Not Available
toluene diisocyanate	Not Available
di-sec-octyl phthalate	Not Available
polymeric diphenylmethane diisocyanate	Not Available
p-toluenesulfonyl isocyanate	Not Available

SECTION 15 Regulatory information**Safety, health and environmental regulations / legislation specific for the substance or mixture****naphtha petroleum, light aromatic solvent is found on the following regulatory lists**

Australia Hazardous Chemical Information System (HCIS) - Hazardous Chemicals
 Australian Inventory of Industrial Chemicals (AIIC)

Chemical Footprint Project - Chemicals of High Concern List
 International Agency for Research on Cancer (IARC) - Agents Classified by the IARC Monographs

1,2,4-trimethyl benzene is found on the following regulatory lists

Australia Hazardous Chemical Information System (HCIS) - Hazardous Chemicals
 Australia Standard for the Uniform Scheduling of Medicines and Poisons (SUSMP) - Schedule 5

Australian Inventory of Industrial Chemicals (AIIC)

1,3,5-trimethyl benzene is found on the following regulatory lists

Australia Hazardous Chemical Information System (HCIS) - Hazardous Chemicals
 Australia Standard for the Uniform Scheduling of Medicines and Poisons (SUSMP) - Schedule 5

Australian Inventory of Industrial Chemicals (AIIC)

cumene is found on the following regulatory lists

Australia Hazardous Chemical Information System (HCIS) - Hazardous Chemicals
 Australian Inventory of Industrial Chemicals (AIIC)
 Chemical Footprint Project - Chemicals of High Concern List

International Agency for Research on Cancer (IARC) - Agents Classified by the IARC Monographs

International Agency for Research on Cancer (IARC) - Agents Classified by the IARC Monographs - Group 2B: Possibly carcinogenic to humans

toluene diisocyanate is found on the following regulatory lists

Australia Hazardous Chemical Information System (HCIS) - Hazardous Chemicals
 Australia Model Work Health and Safety Regulations - Hazardous chemicals (other than lead) requiring health monitoring
 Australia Standard for the Uniform Scheduling of Medicines and Poisons (SUSMP) - Schedule 6
 Australian Inventory of Industrial Chemicals (AIIC)

Chemical Footprint Project - Chemicals of High Concern List

International Agency for Research on Cancer (IARC) - Agents Classified by the IARC Monographs

International Agency for Research on Cancer (IARC) - Agents Classified by the IARC Monographs - Group 2B: Possibly carcinogenic to humans

di-sec-octyl phthalate is found on the following regulatory lists

Australia Hazardous Chemical Information System (HCIS) - Hazardous Chemicals
 Australia Standard for the Uniform Scheduling of Medicines and Poisons (SUSMP) - Schedule 10 / Appendix C
 Australian Inventory of Industrial Chemicals (AIIC)

Chemical Footprint Project - Chemicals of High Concern List
 International Agency for Research on Cancer (IARC) - Agents Classified by the IARC Monographs
 International Agency for Research on Cancer (IARC) - Agents Classified by the IARC Monographs - Group 2B: Possibly carcinogenic to humans

polymeric diphenylmethane diisocyanate is found on the following regulatory lists

Australia Hazardous Chemical Information System (HCIS) - Hazardous Chemicals
 Australia Model Work Health and Safety Regulations - Hazardous chemicals (other than lead) requiring health monitoring
 Australia Standard for the Uniform Scheduling of Medicines and Poisons (SUSMP) - Schedule 6

Australian Inventory of Industrial Chemicals (AIIC)
 International Agency for Research on Cancer (IARC) - Agents Classified by the IARC Monographs

p-toluenesulfonyl isocyanate is found on the following regulatory lists

Australia Hazardous Chemical Information System (HCIS) - Hazardous Chemicals
 Australia Model Work Health and Safety Regulations - Hazardous chemicals (other than lead) requiring health monitoring

Australia Standard for the Uniform Scheduling of Medicines and Poisons (SUSMP) - Schedule 6
 Australian Inventory of Industrial Chemicals (AIIC)

National Inventory Status

National Inventory	Status
Australia - AIIC / Australia Non-Industrial Use	Yes
Canada - DSL	Yes
Canada - NDSL	No (naphtha petroleum, light aromatic solvent; 1,2,4-trimethyl benzene; 1,3,5-trimethyl benzene; cumene; toluene diisocyanate; di-sec-octyl phthalate; polymeric diphenylmethane diisocyanate; p-toluenesulfonyl isocyanate)
China - IECSC	Yes
Europe - EINEC / ELINCS / NLP	No (polymeric diphenylmethane diisocyanate)
Japan - ENCS	Yes
Korea - KECI	Yes
New Zealand - NZIoC	Yes
Philippines - PICCS	Yes
USA - TSCA	Yes
Taiwan - TCSI	Yes
Mexico - INSQ	No (p-toluenesulfonyl isocyanate)
Vietnam - NCI	Yes
Russia - FBEPH	Yes
Legend:	Yes = All CAS declared ingredients are on the inventory No = One or more of the CAS listed ingredients are not on the inventory and are not exempt from listing(see specific ingredients in brackets)

SECTION 16 Other information

Revision Date	01/11/2019
Initial Date	03/11/2017

SDS Version Summary

Version	Date of Update	Sections Updated
2.1.1.1	03/11/2017	Fire Fighter (fire/explosion hazard)
3.1.1.1	01/11/2019	One-off system update. NOTE: This may or may not change the GHS classification
3.1.2.1	26/04/2021	Regulation Change
3.1.3.1	03/05/2021	Regulation Change
3.1.4.1	06/05/2021	Regulation Change
3.1.5.1	10/05/2021	Regulation Change
3.1.5.2	30/05/2021	Template Change
3.1.5.3	04/06/2021	Template Change
3.1.5.4	05/06/2021	Template Change
3.1.6.4	07/06/2021	Regulation Change
3.1.6.5	09/06/2021	Template Change
3.1.6.6	11/06/2021	Template Change
3.1.6.7	15/06/2021	Template Change
3.1.7.7	17/06/2021	Regulation Change
3.1.8.7	21/06/2021	Regulation Change

Other information

Classification of the preparation and its individual components has drawn on official and authoritative sources as well as independent review by the Chemwatch Classification committee using available literature references.

The SDS is a Hazard Communication tool and should be used to assist in the Risk Assessment. Many factors determine whether the reported Hazards are Risks in the workplace or

other settings. Risks may be determined by reference to Exposures Scenarios. Scale of use, frequency of use and current or available engineering controls must be considered.

Definitions and abbreviations

PC—TWA: Permissible Concentration-Time Weighted Average
PC—STEL: Permissible Concentration-Short Term Exposure Limit
IARC: International Agency for Research on Cancer
ACGIH: American Conference of Governmental Industrial Hygienists
STEL: Short Term Exposure Limit
TEEL: Temporary Emergency Exposure Limit.
IDLH: Immediately Dangerous to Life or Health Concentrations
ES: Exposure Standard
OSF: Odour Safety Factor
NOAEL :No Observed Adverse Effect Level
LOAEL: Lowest Observed Adverse Effect Level
TLV: Threshold Limit Value
LOD: Limit Of Detection
OTV: Odour Threshold Value
BCF: BioConcentration Factors
BEI: Biological Exposure Index
AIIIC: Australian Inventory of Industrial Chemicals
DSL: Domestic Substances List
NDSL: Non-Domestic Substances List
IECSC: Inventory of Existing Chemical Substance in China
EINECS: European INventory of Existing Commercial chemical Substances
ELINCS: European List of Notified Chemical Substances
NLP: No-Longer Polymers
ENCS: Existing and New Chemical Substances Inventory
KECI: Korea Existing Chemicals Inventory
NZIoC: New Zealand Inventory of Chemicals
PICCS: Philippine Inventory of Chemicals and Chemical Substances
TSCA: Toxic Substances Control Act
TCSI: Taiwan Chemical Substance Inventory
INSQ: Inventario Nacional de Sustancias Químicas
NCI: National Chemical Inventory
FBEPH: Russian Register of Potentially Hazardous Chemical and Biological Substances

This document is copyright.

Apart from any fair dealing for the purposes of private study, research, review or criticism, as permitted under the Copyright Act, no part may be reproduced by any process without written permission from CHEMWATCH.

TEL (+61 3) 9572 4700.